



# Turtle Tales

THE NEWSLETTER OF TURTLE LAKE ELEMENTARY SCHOOL No. 8, 07-08

## CALENDAR

### January 14-January 18

#### Monday, January 14

7:50 a.m. 5th Grade Orchestra  
9:15 a.m. NWEA MAP Testing, Halvorsen-Math  
1:30 p.m. NWEA MAP Testing, Sheppard-Reading

#### Tuesday, January 15

7:45 a.m. African Music Ensemble  
7:50 a.m. 4th Grade Orchestra  
9:15 a.m. NWEA MAP Testing, Christensen-Reading  
1:30 p.m. NWEA MAP Testing, Sentz-Reading

#### Wednesday, January 16

7:45 a.m. 5th Grade Band  
7:45 a.m. 4th Grade Choir  
11:45 a.m. NWEA Testing, Select 3rd Graders-Math

Special Ed goes Bowling!

#### Thursday, January 17

Jump Rope for Heart  
Sport Jersey/Shirt Day!



#### End of Quarter

7:45 a.m. 5<sup>th</sup> Grade Choir  
9:15 a.m. NWEA MAP Testing, Halvorsen-Reading  
11:45 a.m. NWEA MAP Testing, Select 3rd Graders-Math  
6:30-8:30 p.m. 4th & 5th Grade Family Dance Party, Turtle Lake Gym

#### Friday, January 18

No School-Teacher Work Day

## QUOTE OF THE WEEK

*"The important thing isn't what happens to you, but what happens through you."*



## Principal Points by Craig Sundberg

From her book "Getting to Got It" author Betty Garner discusses helping students in areas of *recognition*, piecing together bits of information to provide enhancement in areas of cognitive structure. She states that, "Educators cannot develop students' cognitive structures; students have to do it on their own. What can we do as parents and educators to enhance this ability to gather and process information? Getting students to notice and visualize what their senses are telling them is beneficial and encouraging. Just looking at something or hearing sounds, such as verbal directions, does not guarantee input or processing. Sometimes we are tempted to tell students what to recognize or notice, and then we assume because we told them, they have actually learned it. One of the most effective ways to mediate is to be attentive, listen, and ask students to help us understand how they make connections in their own minds. We can ask the following types of questions: What do you see (or hear, feel, taste, smell)? What does that remind you of? How would you describe this to someone who is not here? Our young students are generally full of questions. I probably don't have to tell you that. If they feel safe, without fear of being made fun of or feeling stupid, they will continue to ask questions. Here are some additional suggestions for practice, maybe as you are reading stories with them at home.

- Encourage students to consciously focus and notice what they see. Listen when students say what they recognize or how they compare things.
- Encourage students to compare new information with what they have seen or heard before.
- Encourage students to reflect and visualize what they see, hear, and experience to allow time for recognition and processing.
- Remember that recognition of the familiar makes students feel more confident.
- Encourage students to look at text and identify words that they recognize.

## THEME OF THE WEEK

### I Follow the Ideals of Great Americans Like Martin Luther King, Jr.

- Try to solve problems with others in a peaceful way and without violence.
- All people are created equal and everyone should be treated with dignity and respect.
- The world would be a better place to live if we all treated others as we ourselves want to be treated.

# CALENDAR

January 21-January 25

Monday, January 21

No School—Martin Luther King, Jr. Day



Tuesday, January 22

- 7:45 a.m. African Music Ensemble
- 7:50 a.m. 4th Grade Orchestra
- 9:15 a.m. NWEA MAP Testing, Stimpson-Reading

Wednesday, January 23

- Grade 3-David LaRochelle
- 7:45 a.m. 5th Grade Band
- 7:45 a.m. 4th Grade Choir
- 9:15-11:30 a.m. Grade 4 to Macalester for African Music Ensemble Concert
- 10:00 a.m. NWEA MAP Testing, Grade 5-Reading

Thursday, January 24

- Grade 3-David LaRochelle
- 7:45 a.m. 5th Grade Choir
- 1:15 p.m. NWEA MAP Testing, Grade 4-Math
- 2:00 p.m. Choir Concert, Turtle Lake Gym
- 7:00 p.m. Choir Concert, Chippewa

Friday, January 25

- 7:45 a.m. Chess Club, LMC
- 7:50 a.m. Student Council, Room 400

## THEME OF THE WEEK

### Maximize Your Listening

- We show respect and care for another person when we really listen to them.
- Real listening means not only being quiet when someone else is speaking, but also asking questions to show that you want to understand.
- Only action brings a goal to life. Take one small action step this week towards reaching your New Year's goals.

## QUOTE OF THE WEEK

*“Always speak the truth and you’ll never be concerned with your memory.”*

# Student Council News

## Sports Jersey/Shirt Day--Thursday, January 17th

Who is your favorite team? Here is your chance to wear the sports jersey of the Minnesota Twins, Vikings, Timberwolves, Wild, Thunder or any other team whose jersey you have. Show your school spirit by wearing a sports jersey on Thursday, January 17th!

## Pennies for Patients

Student Council will again join 635 other local schools to collect money for the Leukemia & Lymphoma Society by holding a “Pennies for Patients” drive. The Leukemia and Lymphoma Society, with 66 chapters in the United States and Canada, is the world’s largest voluntary health organization dedicated to funding blood cancer research and providing education and patient services. Since it was founded in 1949, more than 483 million dollars has been invested into blood cancer research. Over 250,000 students, staff, parents and volunteers across Minnesota, North Dakota and South Dakota will be joining together to raise money for this worthwhile organization. Nationally, more than 18,000 schools have participated in raising an amazing \$15 million for research and patient services.

Leukemia causes more deaths than any other cancer among children and young adults under the age of 20. Every five minutes someone is diagnosed with a blood cancer and every ten minutes, someone dies.

Knowing the value of community service, Turtle Lake Student Council would like to make a difference by collecting money beginning Monday, February 11th through Friday, February 15th for this cause. To do this, we will be holding the following collections:



- Monday, February 11th, bring in pennies
- Tuesday, February 12th, bring in nickels
- Wednesday, February 13th, bring in dimes
- Thursday, February 14th, bring in quarters
- Friday, February 15th, bring in any coins or bills

Student Council encourages students to EARN the money they bring in by offering to help with chores at home. It always feels better when students can earn and donate their own money. Thank you in advance for your participation.



## Bus Rules

Reminder: District policy prohibits us from allowing students to ride any bus but their own. Regardless of parent permission, students are not allowed to ride any other bus home. Please be advised of this district policy. Questions? Contact First Student Bus Transportation of Mounds View Transportation.

## ABOUT OUR SCHOOL

### Respect, Responsibility, and the Right to Learn!

#### Turtle Lake Elementary School

1141 Lepak Court  
Shoreview, MN 55126  
Craig Sundberg, Principal  
Darin Johnson, Student Services  
Assistant

#### School Hours

School day begins at 8:50 a.m.  
Students enter building at 8:35 a.m.  
Kdgn a.m. session: 8:50-11:30 a.m.  
Kdgn p.m. session: 12:40-3:20 p.m.  
School dismisses at 3:20 p.m.  
Early release days dismiss at 11:50 a.m.

#### Office Hours

8:00 a.m.-4:00 p.m.

#### Important Phone Numbers

Office.....651-484-2150  
FAX.....651-639-6183  
Voicemail.....651-639-6209  
Attendance.....651-636-3656 ext. 3199

#### E-Mail

firstname.lastname@moundsvIEWSchools.org

#### District Website

www.moundsvIEWSchools.org

#### Turtle Lake Website

www.moundsvIEWSchools.org/turtlelake

## ABOUT OUR SCHOOL

*Turtle Tales* is published semimonthly. Past volumes are available on our school's website:

www.moundsvIEWSchools.org/turtlelake.

Copy deadline for issue No. 9 '07-'08

.....Monday, January 21

Publication date for issue No. 9 '07-'08

.....Friday, January 25

Items for submission may be e-mailed to Michelle.Morse@ moundsvIEWSchools.org or brought to the office.



## Music Notes from Mrs. Crockett



This year, Turtle Lake was chosen to pilot a computer program called "Music Ace Maestro". This program is a comprehensive series of music lessons and games that teach music students the basics of music theory, rhythm, pitch, note reading, listening, and the keyboard. The lessons are sequenced in a recommended pedagogical order, plus it includes Maestro Manager, a suite of educator-oriented tools that can be used to create, manage, and customize the instructional lesson sequence, and archive student and group assessment data. Music Doodle Pad is also included and allows beginners to easily compose and hear their own musical creations. The 3<sup>rd</sup>, 4<sup>th</sup>, and 5<sup>th</sup> graders will use Music Ace Maestro periodically throughout the year when the mobile computer labs are available.



Another note: The Turtle Lake 4<sup>th</sup> & 5<sup>th</sup> grade choirs are having their "Winter Concert" on January 24<sup>th</sup> at 7:00 p.m. at Chippewa Middle School auditorium. All choir members should be in the choir room no later than 6:30, in uniform, for warm-ups. Please come and enjoy an hour of great singing from these Turtle Lake students.



## American Heart Association's

### Jump Rope for Heart Program

Turtle Lake students in grades 1-5 will be participating in the American Heart Association's Jump Rope for Heart event on Thursday, January 17th. This is the third year Turtle Lake students have participated in this event. All classrooms will go to the gym during their specialist time to participate. Pledge envelopes have been sent home with students and must be returned to Mr. Middleton-Koller by Thursday, January 17th. All money raised will go directly to the American Heart Association. We have raised over \$15,000 for this cause in the last two years. Let's see if we can meet or beat that amount this year.



## 5th into 6th Grade Parent Information Night

Chippewa Middle School  
Tuesday, February 12th  
6:00-7:00 p.m.

## Para Recognition Week is January 20-26, 2008

The Governor of the State of Minnesota has proclaimed the week of January 20-26, 2008 Para Recognition Week. Paraprofessionals— THANK YOU for all you do here at Turtle Lake.



## PRODUCT COLLECTION NEWS

We are off to a new year and that means it is time for a new classroom challenge. During the month of January the classroom that brings in the most box tops, Campbell's labels, milk caps, ink cartridges, and cell phones will win an ice cream party. The last day to bring items for this classroom challenge is Friday, January 25th.

**Important reminder regarding soup labels--**Campbell's Soup has changed their Labels for Education program this year. We can no longer submit the front portion of the soup label (the red part). Instead, schools are required to collect and trim the UPC labels which are now worth 1 or 5 points, depending on the product. Therefore, please send in only the UPC label with the Campbell's student (the little face near the barcode) located on the back of the soup can.

Thank you for your continued support for this program - it is a great way to buy needed supplies for our school!



## NOTE REGARDING THE STUDENT DIRECTORY

Please remember that the Student Directory is NOT to be used for solicitation purposes or creating business mailing lists. The directory is published by the PTA to assist the families at Turtle Lake in contacting their children's friends and classmates. If the directory is used for purposes other than intended, we will no longer be able to provide this service.



**4th and 5th Grade  
Family Night  
Thursday, January 17th  
6:30 p.m.  
Turtle Lake Gym**



4th and 5th graders (and your families!)- don't forget to come to the **DANCE PARTY** next Thursday, January 17th. The fun begins at 6:30 p.m. in the Gym with DJ **DEAN-O-MITE!** No RSVPs needed. For questions, please contact Lisa Norlinger (651) 633-5564 or Lori Gray (651) 486-0737.

## Gifts For Others

I am so honored to be involved with the Turtle Lake Gifts For Others (GFO) program. I often speak to colleagues about the unique and ideal balance within this school community. Our families who are blessed with much are quick to share with those who are struggling. Over 26 families received help this holiday season. On behalf of each family and grateful child, I thank you for your anonymous gifts and caring spirit. Their appreciation is deep and genuine.

The Turtle Lake PTA provides an efficient and solid infrastructure for school and community outreach. Thanks to all the volunteers and to Gail Holle and Diane Kuehn who coordinated all the details of this program. Both gave many hours of their time to assure everything ran smoothly.

Sincerely,  
Tim Howard  
School Social Worker  
Turtle Lake Elementary School



## Physics is Fun!

If that sounds like an oxymoron to you check out They Physics Circus performed by The Physics Force. The Physics Force is a very successful and entertaining outreach program of the Institute of Technology in the University of Minnesota developed to make science exciting and fun for students of all ages. Come join all the fun and excitement (like crushing a 55 gallon steel barrel in a fraction of a second) but don't be surprised when you see how much physics you learn.


**University of Minnesota's The Physic Force**

**January 17, 2008**

**7:00 p.m. to 8:00 p.m.**

**Northrop Auditorium, U of M Campus**

**It's free and it's for everyone!**



## WORD OF THE WEEK

### Word of the Week

#### Week of January 14th: Outrageous

**Definition** –describes something that is shocking because it is unusual or strange

**Book:** *From the Mixed-Up Files of Basil E. Frankweiler*

**Author/Illustrator:** E.L. Konigsburg




#### Week of January 21st: Noble

**Definition** –excellent, high quality, and above all else

**Book:** *Fables* —“King Lion and the Beetle”

**Author/Illustrator:** Arnold Lobel



## Independent Reading at Home

Julie Reimer, LMC Director

During our family vacation in July, Harry Potter and the Deathly Hallows was released. On remote trails in Zion National Park, my sons looked longingly at the copies of the book stowed in other hikers' backpacks. They lingered near park benches where engaged readers pored over the book's chapters. This evidence of the interest in reading from so many readers due to a boy named Harry is heartening for teachers and librarians. The downside is that the enthusiasm does not transfer to independent reading on a large scale. The National Assessment of Educational Progress reports a huge decline from 4th to 8th grade in the number of children who read for fun each day. To establish and maintain the passion for reading, families can be the best source of help for students.

In a recent article in *The Reading Teacher*, a journal of the International Reading Association, the authors discuss the importance of family literacy in encouraging children to read outside of school. Reading at home is so important because students are provided with all the basics of reading: understanding sounds and their relationships and decoding words. Children who experience books and reading at home are likely to show higher school achievement and develop greater vocabularies.

Whether you've encouraged reading in your household since your child's birth or whether you want to establish some foundations in reading now, there are many simple things you can do at home.

1. Read to and with your children at home. Share a chapter from a book during a meal. Read to your child while he or she is doing a chore (Jim Trelease suggested doing that while kids do the dishes!). Just 15 minutes of reading at home will help create a tone of enthusiasm about reading.
2. Read to your child during all ages and stages of life. Infants love the sounds of people's voices. Toddlers love the tactile feel of pages on their hands and pointing to favorite pictures. Early readers love to identify words on the pages. Older readers love to hear stories unfold before them. Don't stop reading when your child can read to you.
3. Trade reading time with your child. Read a page and have the child read a page. Choose picture books you both like and share the reading of them. Encourage your child to read to younger children for additional reading practice and time with print.
4. Help your child pay attention to all kinds of print. We read all the time. Newspapers, lists, mail, comic books, magazines, street signs, billboards, and advertisements abound. Point out the things you notice and encourage your child to do the same.

For some good ideas of books to share, check out any of these websites:

- [www.nea.org/readacross/resources/catalist.html](http://www.nea.org/readacross/resources/catalist.html)
- [www.carolhurst.com/titles/allreviewed.html](http://www.carolhurst.com/titles/allreviewed.html)
- [www.cbcbooks.org/readinglists/childrenschoices](http://www.cbcbooks.org/readinglists/childrenschoices)



## DRESS WARM!

With winter weather finally here, this is a reminder that students do go outside for recess every day with the exception of rainy/wet days or days when the wind chill index is lower than -10 degrees F or the temperature is less than 0 degrees F. Please make sure your child is dressed for the weather.



## LATE ARRIVALS

We are experiencing very long lines of cars during morning drop-off which is resulting in many students being tardy to class. Our school day begins at 8:50 a.m. which means students need to have taken care of their backpacks and coats and be in their classroom at this time. With over 100 cars dropping off students in the morning, this can result in a long line in front of the school. Please plan and perhaps allow a little extra time in the morning to get your student here between 8:25 and 8:35 a.m. at which time they are allowed in the building to go to their classrooms.



## DATES TO NOTE

### Friday, January 18

No School--Teacher Workday

### Monday, January 21

No School--

Martin Luther King, Jr. Day

### Monday, February 18

No School--Curriculum Day

### Wednesday, March 5

Kindergarten Conferences--No School  
Kindergarten Only

### Thursday, March 6 &

### Friday, March 7

No School--Conferences

### Monday, March 17 through

### Friday, March 21

No School--Spring Break

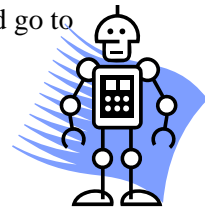
## Energetic Bots Win 1st Place in Robot Performance and 4th Place Overall!

The Energetic Bots, a FIRST LEGO League (FLL) team from Turtle Lake Elementary, won first place in Robot Performance at the MNFLL Regional Tournament held Sunday, Dec 9, 2007, at Mahtomedi Middle School. They received a first place award after consistently winning each head-to-head run of their robot. The team's overall score that included points for team work, challenge solution presentation, technical design and programming in addition to robot performance won them fourth place in the tournament!

Although the FLL season has ended for the Energetic Bots, they are thrilled with how much they accomplished. Not only did the team and their robot perform well they learned to present themselves as a team. Also, each member learned of ways to improve energy use and the possibilities of renewable energy. Then they shared what they learned with their community. To improve energy use at the fire station, the team applied their research of the SolarWall, air curtains and strip curtains to hold warm air inside the fire station's fire engine bay, sensors to turn energy sources on and off as needed, solar water heating, hybrid fire engines, and shade trees. After the team's presentation of their research to the fire chief and deputy fire chief, the fire chief stated that he was seriously considering finding out more about the SolarWall.

If you would like to learn more about FLL, please read on and go to following websites:

- <http://www.firstlegoleague.org/default.aspx?pid=70>
- <http://www.hightechkids.org/?2-1-1000>



FLL is an international program for children ages 9-14 (9-16 outside of the U.S. and Canada). It combines a hands-on, interactive robotics program and a research presentation with a sports-like atmosphere. Teams consist of up to 10 members and focus on such things as team building, problem solving, creativity, and analytical thinking.

Each September FLL provides teams around the world with an annual challenge. The challenge is based on a set of real-world problems facing scientists today. It has two parts: a robot game and a project. In the robot game teams design, build, program, and test autonomous robots that must perform a series of tasks, or missions. In the project, teams conduct research and create a technological or engineering solution to an aspect of the Challenge and present that solution.

The Energetic Bots members:

Furqan S.  
Nathan S.  
Salmaan S.  
Samuel L.  
Laura K.  
Sophie G.  
Jesse E.  
Samantha B.



**EXXON MOBIL  
EDUCATIONAL GRANT**



**Turtle Lake Students pictured with an Exxon representative, Student Services Assistant, Darin Johnson, and Science Teacher Gina Wills.**

Thanks to the efforts of Dave & Lynn Kroona of Exxon of Shoreview located at 3854 Lexington Ave N, Turtle Lake Elementary School has been awarded a \$500 ExxonMobil Educational Alliance grant to support the Star Lab program. Funded by the Exxon Mobil Corporation, the Educational Alliance program is designed to provide Exxon retailers like Dave & Lynn Kroona with an opportunity to invest in the future of their community through educational grants to neighborhood schools.

**5TH GRADERS DRUM IN  
MRS. CROCKETT'S CLASS**



**TURTLE LAKE IN PICTURES**

Turtle Lake Band Concert, December 18th



Grade 2 Icy Houses, December 19th

















Holiday Sing-A-Long, December 21st







# January 2008 Elementary Fitness Calendar Outdoor Play Every Day! Winter Wellness Ideas

| SUNDAY   | MONDAY  | TUESDAY   | WEDNESDAY  | THURSDAY  | FRIDAY  | SATURDAY   |
|--|---|---|--|---|---|--|
| <p>Get outside every day for some fresh air, winter fun, and a chance to enjoy the great outdoors!</p>  |    | <p>1 Play Twister® today- outside! No game? Make your own spots with colored paper.</p> | <p>2 Have a parade! Decorate your wagon, or bike and march around the yard after school.</p>   | <p>3 Strike a ball off a tee today for some batting practice.</p>  | <p>4 Go ice skating today. No ice? Try some roller blades or roller skates.</p>  | <p>5 Just jump! Jump around the outside of your house, take a rest, then do it again!</p>  |
| <p>6 Play a game of <i>Duck, Duck, Goose</i> with your family.</p>   | <p>7 Play your favorite tag game today at recess.</p>  | <p>8 Do some wall push-ups today to build strong muscles.</p>                           | <p>9 Do the Chicken Dance today. Teach it to a friend.</p>    | <p>10 Put a tennis ball in a sock; tie a knot. Fling the ball around by the tail and see how many you can catch with a friend.</p>                  | <p>11 Got snow? Go sledding. Wear a helmet and make sure you are on a safe hill.</p>  | <p>12 Take a grandparent or other adult relative for a long walk today.</p>  |
| <p>13 Got stilts? Get outside and walk around on them.</p>   | <p>14 Climb up a hill today. Log roll down. Do it again!</p>  | <p>15 Hold the Superman position ten times for ten seconds each time.</p>               | <p>16 Do the <i>Hokey Pokey</i> dance with your friends.</p>  | <p>17 Take a jog around the playground today with a friend.</p>   | <p>18 Go for a bike ride today. Wear your helmet, please.</p>                    | <p>19 Got snow? Build a snow man today!</p>    |
| <p>20 Try jumping around on a pogo stick.</p>  | <p>21 Play some basketball outside.</p>              | <p>22 Snowing where you live? Get out and help your family shovel snow.</p>             | <p>23 Play some tag football outside today.</p>              | <p>24 Practice dribbling a ball. Can you do 100 bounces in a row?</p>   | <p>25 Play <i>Red Light, Green Light</i> today with your friends.</p>   | <p>26 Go bowling today!</p>   |
| <p>27 Play a game of <i>Follow the Leader</i> with your parents!</p>   | <p>28 Run as fast as you can today! Have a race with your pals.</p>   | <p>29 Tip-toe everywhere you go when you are outside today. What a leg workout!</p>     | <p>30 Got snow? Make some snowballs and see how far you can throw them- far away from anything that can break!</p>                               | <p>31 Get some friends and play <i>The Farmer In The Dell</i>. Ask your PE teacher to teach you this singing game.</p>                              |    | <p>Duplicated with permission from the National Association for Sport and Physical Education (NASPE). To assess whether your child is receiving a quality physical education program, visit <a href="http://www.naspeinfo.org/observePE">www.naspeinfo.org/observePE</a> for an observation assessment tool.</p> |

# 2007-08 District Calendar ELEMENTARY SCHOOLS

| KEY            |  |
|----------------|--|
| T              | = Teacher workday/<br>student assessment<br>and reporting  |
| N              | = New teacher<br>workday   |
| C              | = Curriculum<br>development - NO<br>SCHOOL   |
| ET             | =<br>Elementary Transition<br>- NO SCHOOL  |
| kc             | = Kindergarten<br>conferences -<br>no school for<br>kindergarten   |
| ■              | = Holidays/non-<br>school  |
| R <sub>1</sub> | = Early release for<br>students/no school for<br>PM kindergarten   |
| R <sub>2</sub> | = Early release for<br>students/no school for<br>AM kindergarten (PM<br>kindergarten<br>attends in the<br>morning) |

| July 2007 |    |    |    |    |
|-----------|----|----|----|----|
| 2         | 3  | 4  | 5  | 6  |
| 9         | 10 | 11 | 12 | 13 |
| 16        | 17 | 18 | 19 | 20 |
| 23        | 24 | 25 | 26 | 27 |
| 30        | 31 |    |    |    |

| August |    |    |    |    |
|--------|----|----|----|----|
|        |    | 1  | 2  | 3  |
| 6      | 7  | 8  | 9  | 10 |
| 13     | 14 | 15 | 16 | 17 |
| 20     | 21 | 22 | 23 | 24 |
|        |    | N  | N  | N  |
| 27     | 28 | 29 | 30 | 31 |
| T      | C  | T  | T  |    |

| September |                   |    |    |    |
|-----------|-------------------|----|----|----|
|           |                   |    |    |    |
|           |                   |    |    |    |
| 3         | 4                 | 5  | 6  | 7  |
| Labor Day | First student day |    |    |    |
| 10        | 11                | 12 | 13 | 14 |
| 17        | 18                | 19 | 20 | 21 |
| 24        | 25                | 26 | 27 | 28 |

| October |    |    |                      |    |
|---------|----|----|----------------------|----|
| 1       | 2  | 3  | 4                    | 5  |
| 8       | 9  | 10 | 11                   | 12 |
| 15      | 16 | 17 | 18                   | 19 |
|         |    |    | Teacher's Convention |    |
| 22      | 23 | 24 | 25                   | 26 |
| 29      | 30 | 31 |                      |    |

| November |    |    |                          |            |
|----------|----|----|--------------------------|------------|
|          |    |    | 1                        | 2          |
| 5        | 6  | 7  | 8                        | 9          |
|          |    |    | R <sub>1</sub>           | Qtr. End T |
| 12       | 13 | 14 | 15                       | 16         |
|          |    | kc | Parent Tchr. Conferences |            |
| 19       | 20 | 21 | 22                       | 23         |
|          |    |    | Thanksgiving Break       |            |
| 26       | 27 | 28 | 29                       | 30         |

| December     |    |    |    |              |
|--------------|----|----|----|--------------|
| 3            | 4  | 5  | 6  | 7            |
| 10           | 11 | 12 | 13 | 14           |
| 17           | 18 | 19 | 20 | 21           |
| 24           | 25 | 26 | 27 | 28           |
|              |    |    |    | Winter Break |
| 31           |    |    |    |              |
| Winter Break |    |    |    |              |

*Note:  
There is a  
separate  
calendar for  
secondary  
schools.*

| January 2008 |              |    |          |    |
|--------------|--------------|----|----------|----|
|              | 1            | 2  | 3        | 4  |
|              | Winter Break |    |          |    |
| 7            | 8            | 9  | 10       | 11 |
| 14           | 15           | 16 | 17       | 18 |
|              |              |    | Qtr. End | T  |
| 21           | 22           | 23 | 24       | 25 |
|              | MLK Day      |    |          |    |
| 28           | 29           | 30 | 31       |    |

| February |             |    |    |    |
|----------|-------------|----|----|----|
|          |             |    |    | 1  |
| 4        | 5           | 6  | 7  | 8  |
| 11       | 12          | 13 | 14 | 15 |
| 18       | 19          | 20 | 21 | 22 |
|          | C Pres. Day |    |    |    |
| 25       | 26          | 27 | 28 | 29 |

| March |    |    |                          |              |
|-------|----|----|--------------------------|--------------|
| 3     | 4  | 5  | 6                        | 7            |
|       |    | kc | Parent Tchr. Conferences |              |
| 10    | 11 | 12 | 13                       | 14           |
| 17    | 18 | 19 | 20                       | 21           |
|       |    |    |                          | Spring Break |
| 24    | 25 | 26 | 27                       | 28           |
| 31    |    |    |                          |              |

| April |    |    |          |    |
|-------|----|----|----------|----|
|       | 1  | 2  | 3        | 4  |
|       |    |    | Qtr. End | T  |
|       |    |    |          | C  |
| 7     | 8  | 9  | 10       | 11 |
| 14    | 15 | 16 | 17       | 18 |
| 21    | 22 | 23 | 24       | 25 |
| 28    | 29 | 30 |          |    |

| May |          |    |    |    |
|-----|----------|----|----|----|
|     |          |    | 1  | 2  |
| 5   | 6        | 7  | 8  | 9  |
| 12  | 13       | 14 | 15 | 16 |
| 19  | 20       | 21 | 22 | 23 |
| 26  | 27       | 28 | 29 | 30 |
|     | Mem. Day | ET |    |    |

| June |    |                |    |                         |
|------|----|----------------|----|-------------------------|
| 2    | 3  | 4              | 5  | 6                       |
|      |    | R <sub>2</sub> | T  | R <sub>1</sub> Last Day |
| 9    | 10 | 11             | 12 | 13                      |
| 16   | 17 | 18             | 19 | 20                      |
| 23   | 24 | 25             | 26 | 27                      |
| 30   |    |                |    |                         |



Adopted: 1-9-07