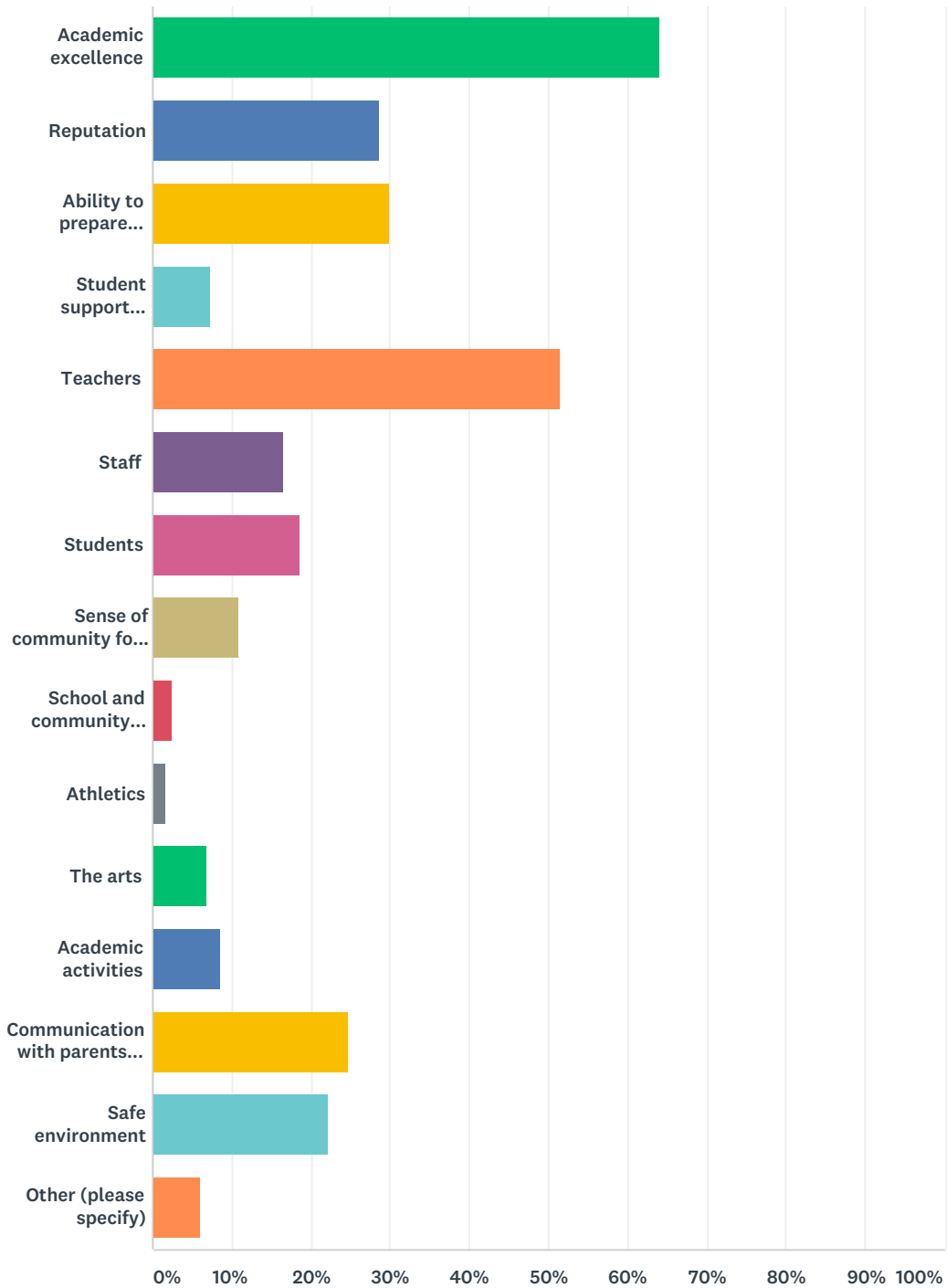


Q1 Chippewa Middle School's greatest assets are: (Please check top three only):

Answered: 247 Skipped: 0



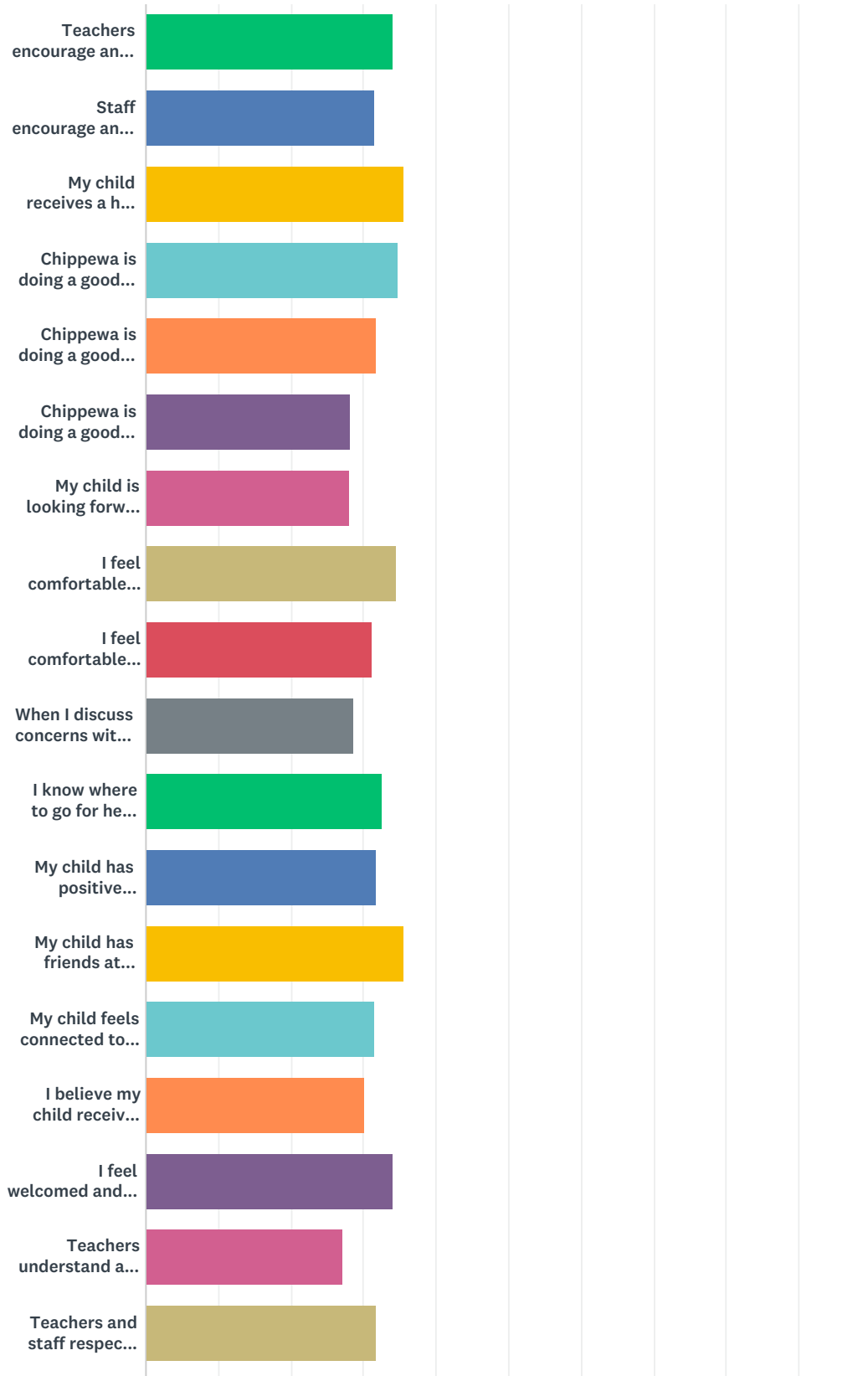
ANSWER CHOICES	RESPONSES
Academic excellence	63.97% 158
Reputation	28.74% 71

Chippewa Middle School's student experience -- Parent survey

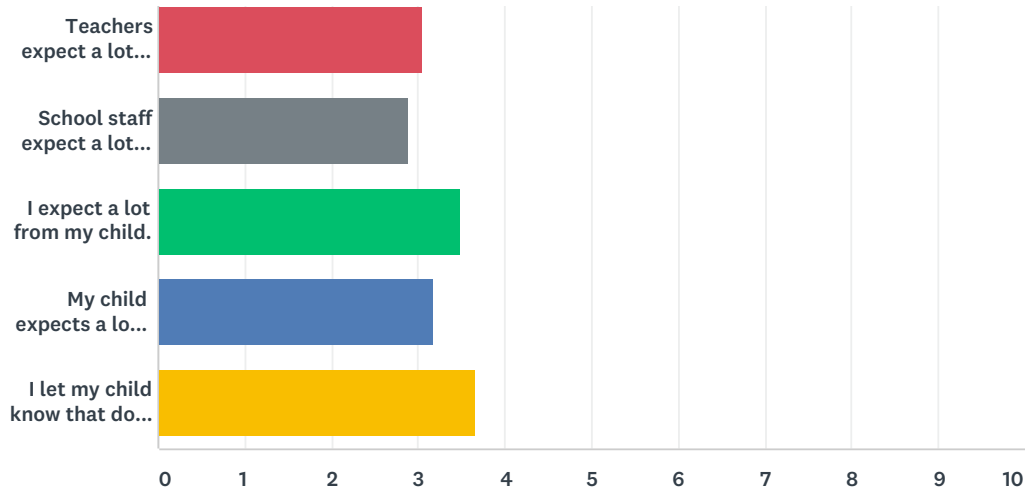
Ability to prepare students for high school	29.96%	74
Student support services	7.29%	18
Teachers	51.42%	127
Staff	16.60%	41
Students	18.62%	46
Sense of community for students	10.93%	27
School and community service opportunities	2.43%	6
Athletics	1.62%	4
The arts	6.88%	17
Academic activities	8.50%	21
Communication with parents and families	24.70%	61
Safe environment	22.27%	55
Other (please specify)	6.07%	15
Total Respondents: 247		

Q2 How much do you agree or disagree with the following statements about Chippewa Middle School?

Answered: 247 Skipped: 0



Chippewa Middle School's student experience -- Parent survey



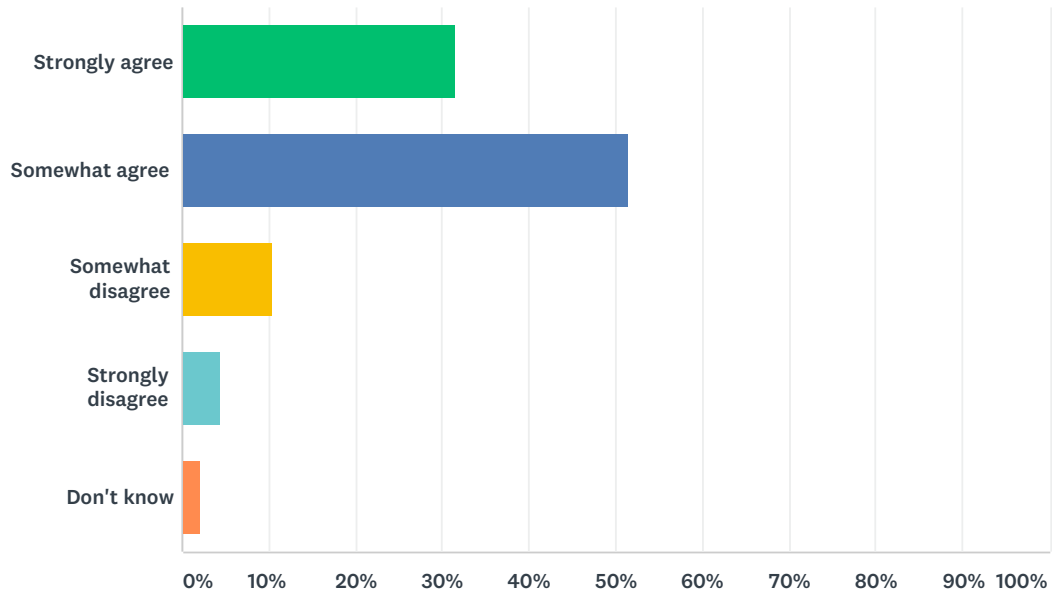
	STRONGLY AGREE	SOMEWHAT AGREE	SOMEWHAT DISAGREE	STRONGLY DISAGREE	DON'T KNOW	TOTAL	WEIGHTED AVERAGE
Teachers encourage and support my child.	51.42% 127	42.11% 104	4.05% 10	0.40% 1	2.02% 5	247	3.40
Staff encourage and support my child.	45.34% 112	39.68% 98	7.29% 18	0.81% 2	6.88% 17	247	3.16
My child receives a high quality education here.	61.94% 153	34.01% 84	2.83% 7	0.00% 0	1.21% 3	247	3.55
Chippewa is doing a good job of preparing my child to be successful here in middle school.	57.89% 143	34.82% 86	4.86% 12	0.81% 2	1.62% 4	247	3.47
Chippewa is doing a good job of preparing my child to be successful in high school.	53.85% 133	29.15% 72	6.88% 17	2.43% 6	7.69% 19	247	3.19
Chippewa is doing a good job of preparing my child to be successful after high school.	37.25% 92	38.46% 95	8.10% 20	2.02% 5	14.17% 35	247	2.83
My child is looking forward to high school.	36.84% 91	37.25% 92	9.72% 24	2.02% 5	14.17% 35	247	2.81
I feel comfortable discussing my child's academic challenges with teachers.	62.35% 154	27.94% 69	4.45% 11	2.43% 6	2.83% 7	247	3.45
I feel comfortable discussing my child's emotional challenges with teachers and other school staff.	47.77% 118	33.60% 83	8.50% 21	2.43% 6	7.69% 19	247	3.11
When I discuss concerns with my child's teachers, I am satisfied with how they respond.	41.30% 102	31.58% 78	12.55% 31	1.62% 4	12.96% 32	247	2.87
I know where to go for help at school when needed.	48.58% 120	34.82% 86	12.15% 30	3.24% 8	1.21% 3	247	3.26
My child has positive connections with adults at school.	44.94% 111	39.27% 97	9.31% 23	1.21% 3	5.26% 13	247	3.17
My child has friends at school.	62.75% 155	31.58% 78	4.86% 12	0.40% 1	0.40% 1	247	3.56
My child feels connected to school.	40.08% 99	42.51% 105	13.36% 33	1.21% 3	2.83% 7	247	3.16

Chippewa Middle School's student experience -- Parent survey

I believe my child receives a stronger education here than my child would at other local schools.	50.61% 125	26.32% 65	8.10% 20	3.24% 8	11.74% 29	247	3.01
I feel welcomed and accepted as a parent at this school.	52.23% 129	40.49% 100	4.05% 10	2.02% 5	1.21% 3	247	3.40
Teachers understand and respect the values that are important to my family.	35.22% 87	38.06% 94	7.29% 18	2.83% 7	16.60% 41	247	2.72
Teachers and staff respect me.	49.80% 123	37.65% 93	2.83% 7	1.62% 4	8.10% 20	247	3.19
Teachers expect a lot from my child.	40.49% 100	39.68% 98	11.34% 28	2.02% 5	6.48% 16	247	3.06
School staff expect a lot from my child.	36.84% 91	40.49% 100	8.91% 22	2.83% 7	10.93% 27	247	2.89
I expect a lot from my child.	54.25% 134	41.70% 103	3.24% 8	0.40% 1	0.40% 1	247	3.49
My child expects a lot from himself/herself.	40.08% 99	43.72% 108	11.74% 29	3.64% 9	0.81% 2	247	3.19
I let my child know that doing his or her best is good enough.	73.68% 182	21.86% 54	2.83% 7	1.21% 3	0.40% 1	247	3.67

Q3 Does your child feel a lot of pressure to succeed?

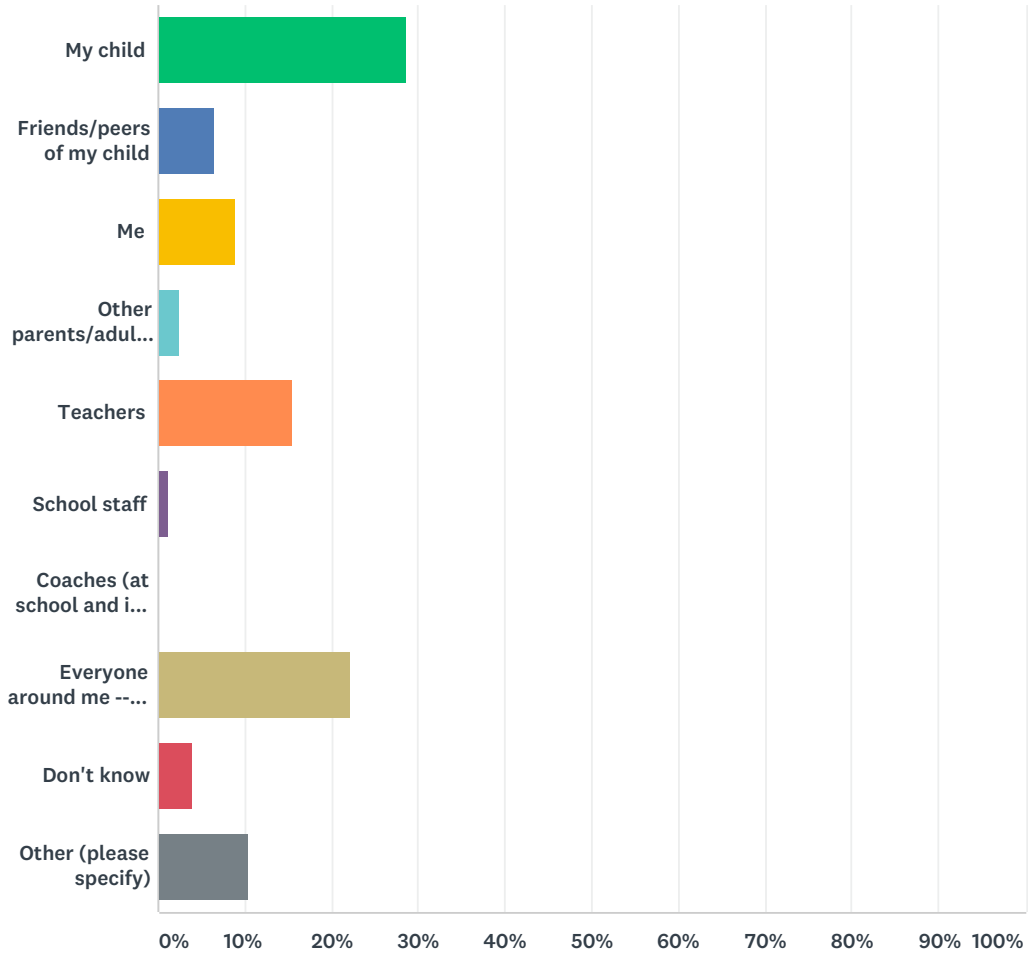
Answered: 247 Skipped: 0



ANSWER CHOICES	RESPONSES	
Strongly agree	31.58%	78
Somewhat agree	51.42%	127
Somewhat disagree	10.53%	26
Strongly disagree	4.45%	11
Don't know	2.02%	5
TOTAL		247

Q4 Where does the greatest amount of pressure come from? (Choose only one source.)

Answered: 77 Skipped: 170



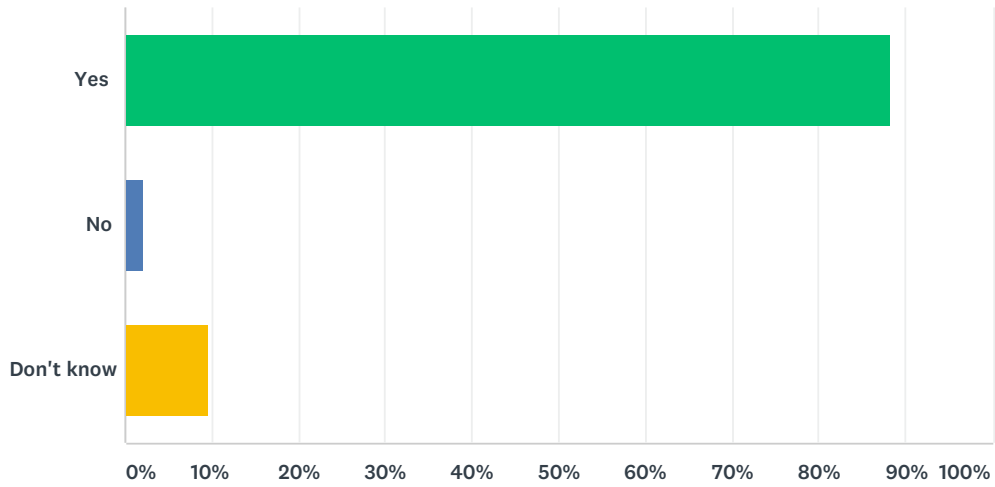
ANSWER CHOICES	RESPONSES	
My child	28.57%	22
Friends/peers of my child	6.49%	5
Me	9.09%	7
Other parents/adult close to our family	2.60%	2
Teachers	15.58%	12
School staff	1.30%	1
Coaches (at school and in clubs associations)	0.00%	0
Everyone around me -- school, home, friends and community	22.08%	17
Don't know	3.90%	3
Other (please specify)	10.39%	8

Chippewa Middle School's student experience -- Parent survey

Total Respondents: 77

Q7 Would you recommend Chippewa Middle School to other families?

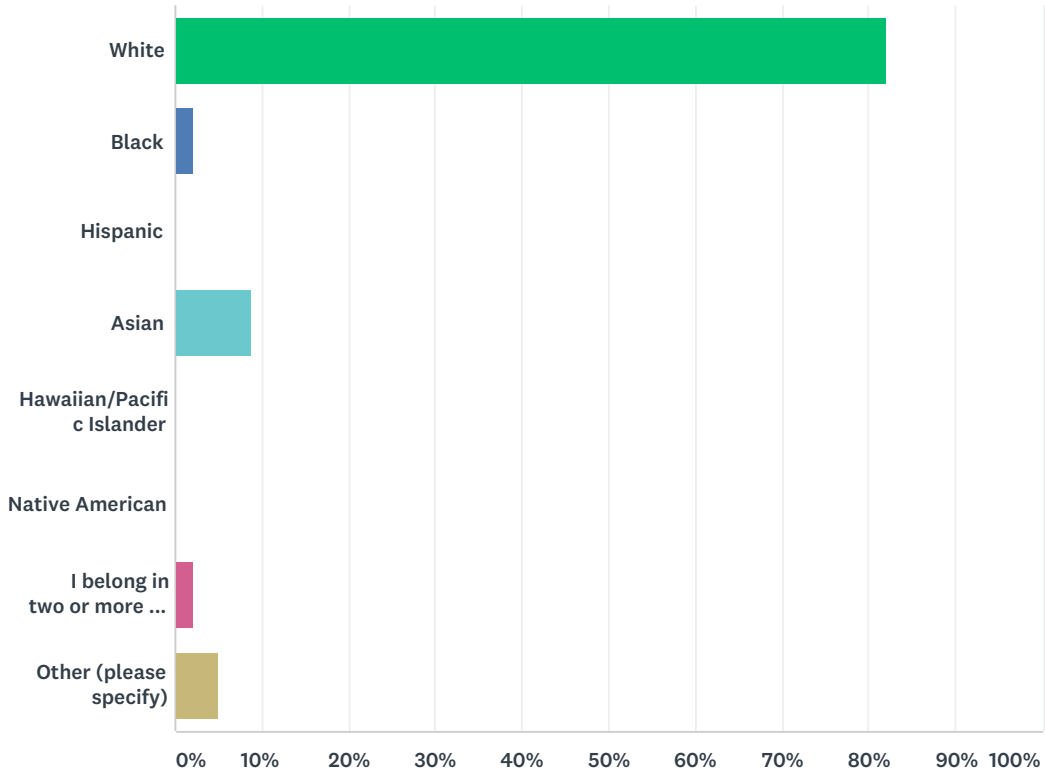
Answered: 241 Skipped: 6



ANSWER CHOICES	RESPONSES	
Yes	88.38%	213
No	2.07%	5
Don't know	9.54%	23
TOTAL		241

Q11 The following best describes me.

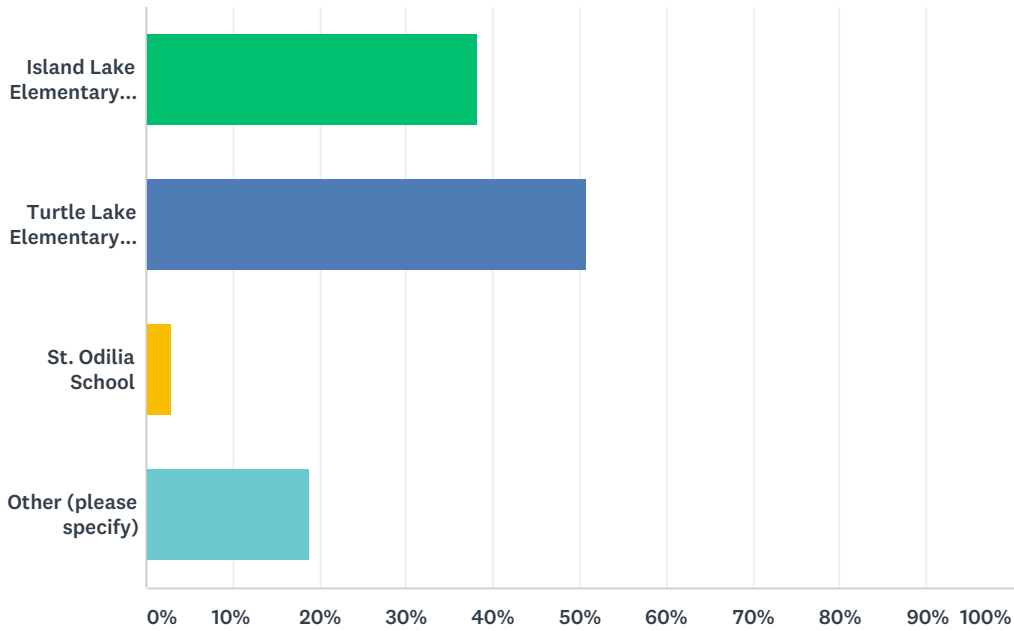
Answered: 238 Skipped: 9



ANSWER CHOICES	RESPONSES	
White	81.93%	195
Black	2.10%	5
Hispanic	0.00%	0
Asian	8.82%	21
Hawaiian/Pacific Islander	0.00%	0
Native American	0.00%	0
I belong in two or more of the categories provided	2.10%	5
Other (please specify)	5.04%	12
TOTAL		238

Q12 Select previous elementary schools my middle school child(ren) attended. Check all that apply.

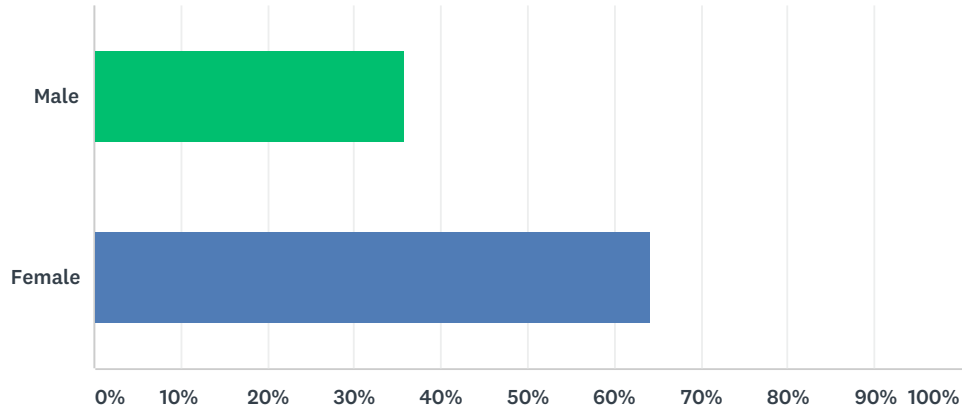
Answered: 238 Skipped: 9



ANSWER CHOICES	RESPONSES	
Island Lake Elementary School	38.24%	91
Turtle Lake Elementary School	50.84%	121
St. Odilia School	2.94%	7
Other (please specify)	18.91%	45
Total Respondents: 238		

Q13 Select . . .

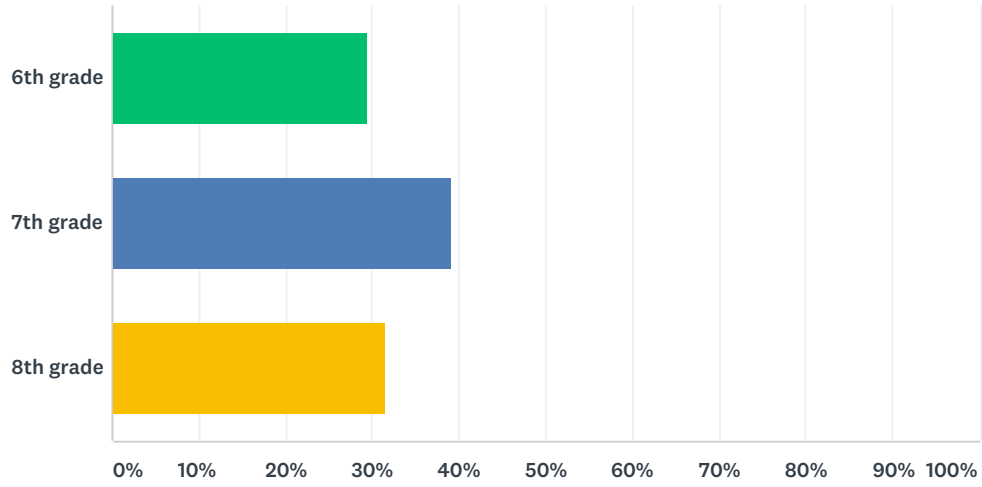
Answered: 235 Skipped: 12



ANSWER CHOICES	RESPONSES	
Male	35.74%	84
Female	64.26%	151
TOTAL		235

Q14 Select current grade(s) of child(ren).

Answered: 238 Skipped: 9



ANSWER CHOICES	RESPONSES
6th grade	29.41% 70
7th grade	39.08% 93
8th grade	31.51% 75
TOTAL	238