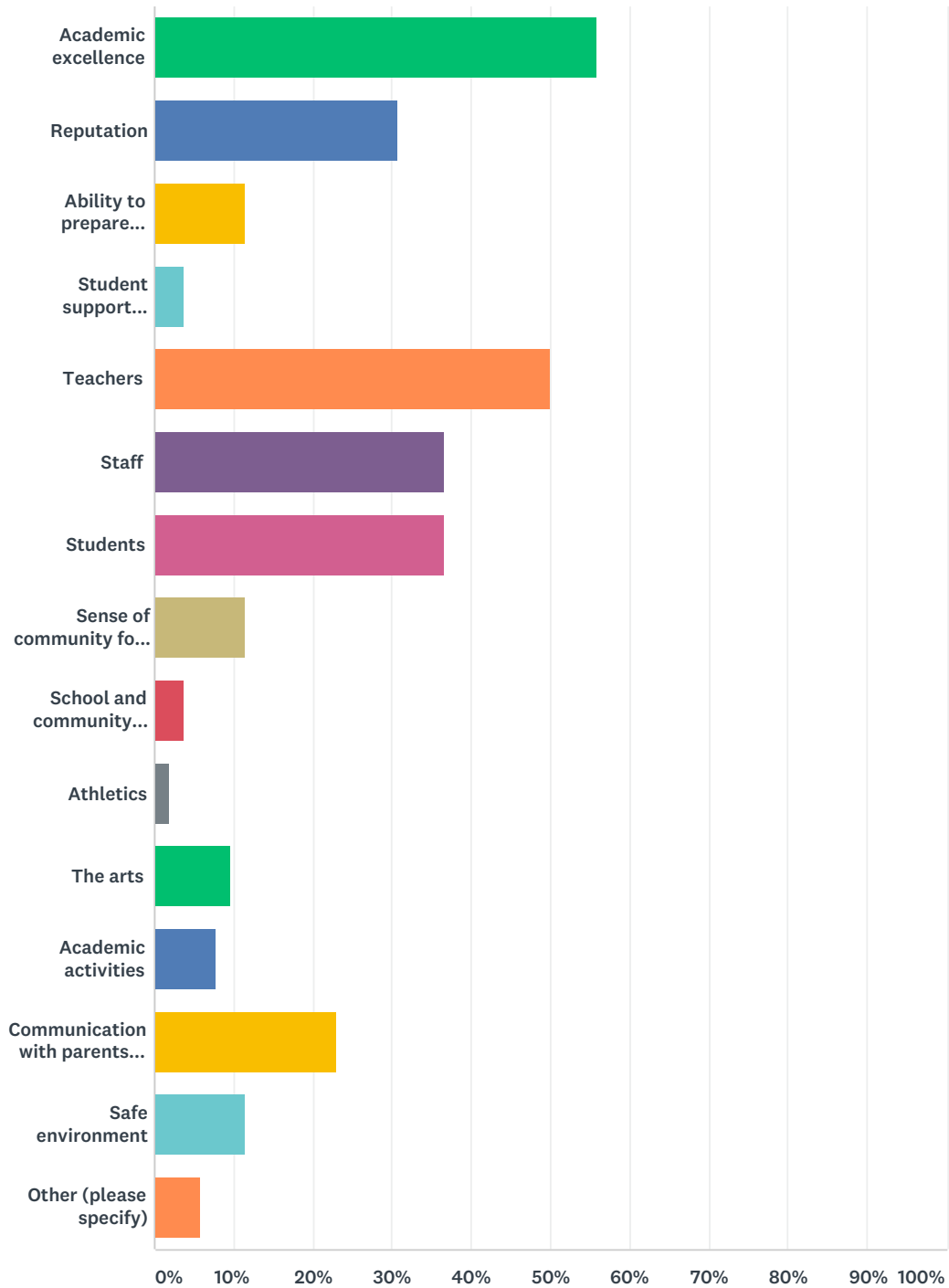


Q1 Chippewa Middle School's greatest assets are: (Please check top three only):

Answered: 52 Skipped: 0



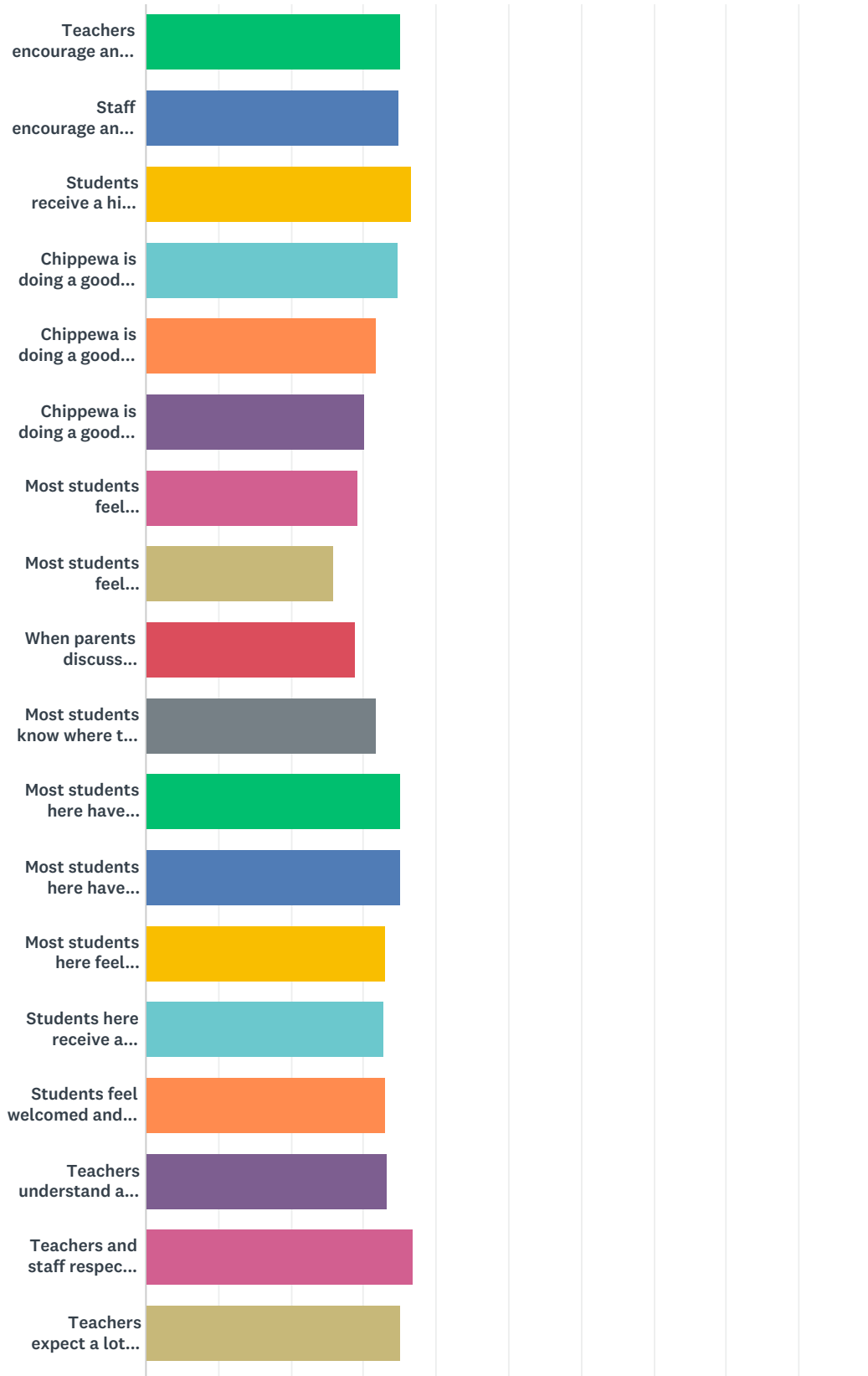
ANSWER CHOICES	RESPONSES
Academic excellence	55.77% 29
Reputation	30.77% 16

Chippewa Middle School student experience -- Staff survey

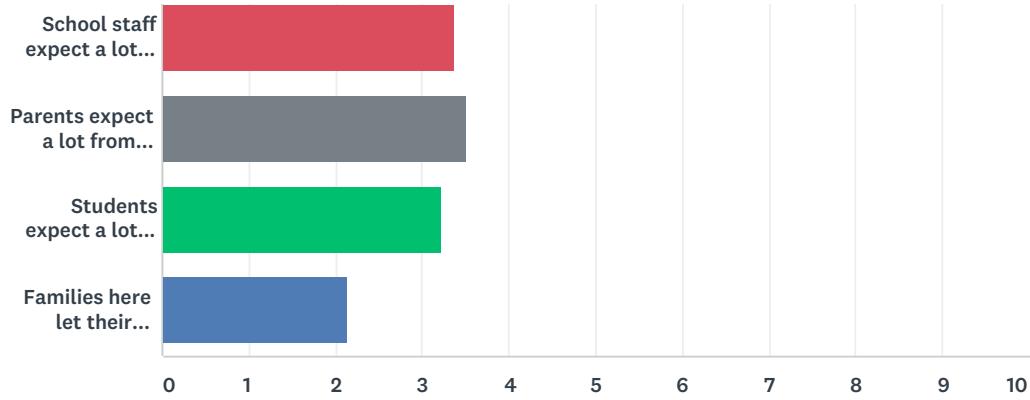
Ability to prepare students for high school	11.54%	6
Student support services	3.85%	2
Teachers	50.00%	26
Staff	36.54%	19
Students	36.54%	19
Sense of community for students	11.54%	6
School and community service opportunities	3.85%	2
Athletics	1.92%	1
The arts	9.62%	5
Academic activities	7.69%	4
Communication with parents and families	23.08%	12
Safe environment	11.54%	6
Other (please specify)	5.77%	3
Total Respondents: 52		

Q2 How much do you agree or disagree with the following statements about Chippewa Middle School?

Answered: 52 Skipped: 0



Chippewa Middle School student experience -- Staff survey



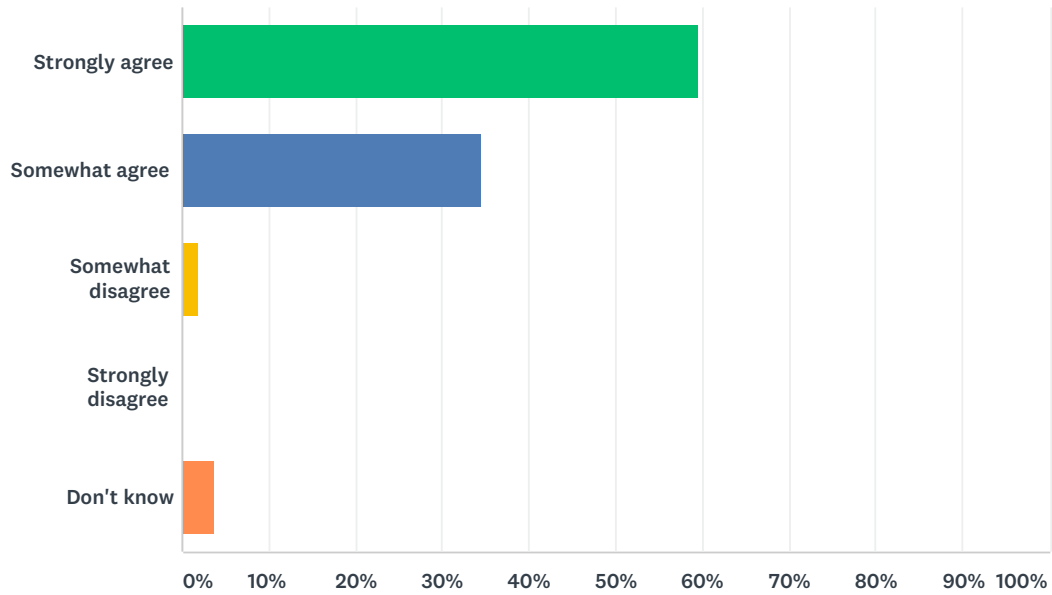
	STRONGLY AGREE	SOMEWHAT AGREE	SOMEWHAT DISAGREE	STRONGLY DISAGREE	DON'T KNOW	TOTAL	WEIGHTED AVERAGE
Teachers encourage and support all students.	61.54% 32	34.62% 18	0.00% 0	1.92% 1	1.92% 1	52	3.52
Staff encourage and support all students.	61.54% 32	30.77% 16	3.85% 2	3.85% 2	0.00% 0	52	3.50
Students receive a high quality education here.	69.23% 36	28.85% 15	1.92% 1	0.00% 0	0.00% 0	52	3.67
Chippewa is doing a good job of preparing students to be successful here in middle school.	53.85% 28	40.38% 21	5.77% 3	0.00% 0	0.00% 0	52	3.48
Chippewa is doing a good job of preparing students to be successful in high school.	30.77% 16	57.69% 30	9.62% 5	1.92% 1	0.00% 0	52	3.17
Chippewa is doing a good job of preparing students to be successful after high school.	34.62% 18	50.00% 26	1.92% 1	9.62% 5	3.85% 2	52	3.02
Most students feel comfortable discussing their academic challenges with teachers.	25.00% 13	51.92% 27	15.38% 8	5.77% 3	1.92% 1	52	2.92
Most students feel comfortable discussing their emotional challenges with teachers and other school staff.	11.54% 6	48.08% 25	30.77% 16	7.69% 4	1.92% 1	52	2.60
When parents discuss concerns with teachers or staff members, they are generally satisfied with how the school responds.	32.69% 17	50.00% 26	3.85% 2	0.00% 0	13.46% 7	52	2.88
Most students know where to go for help at school when needed.	40.38% 21	42.31% 22	15.38% 8	0.00% 0	1.92% 1	52	3.19
Most students here have positive connections with adults at school.	53.85% 28	44.23% 23	1.92% 1	0.00% 0	0.00% 0	52	3.52
Most students here have friends at school.	59.62% 31	36.54% 19	1.92% 1	0.00% 0	1.92% 1	52	3.52
Most students here feel connected to school.	40.38% 21	53.85% 28	3.85% 2	0.00% 0	1.92% 1	52	3.31
Students here receive a stronger education than they would at other local schools.	55.77% 29	28.85% 15	9.62% 5	0.00% 0	5.77% 3	52	3.29
Students feel welcomed and accepted here.	36.54% 19	59.62% 31	1.92% 1	1.92% 1	0.00% 0	52	3.31

Chippewa Middle School student experience -- Staff survey

Teachers understand and respect the values that are important to families at this school.	44.23% 23	48.08% 25	5.77% 3	0.00% 0	1.92% 1	52	3.33
Teachers and staff respect the students.	69.23% 36	30.77% 16	0.00% 0	0.00% 0	0.00% 0	52	3.69
Teachers expect a lot from students here.	53.85% 28	44.23% 23	1.92% 1	0.00% 0	0.00% 0	52	3.52
School staff expect a lot from students here.	50.00% 26	40.38% 21	7.69% 4	0.00% 0	1.92% 1	52	3.37
Parents expect a lot from students here.	67.31% 35	25.00% 13	3.85% 2	0.00% 0	3.85% 2	52	3.52
Students expect a lot from themselves.	44.23% 23	44.23% 23	5.77% 3	1.92% 1	3.85% 2	52	3.23
Families here let their students know that doing their best is good enough.	5.77% 3	34.62% 18	36.54% 19	13.46% 7	9.62% 5	52	2.13

Q3 Do students here feel a lot of pressure to succeed?

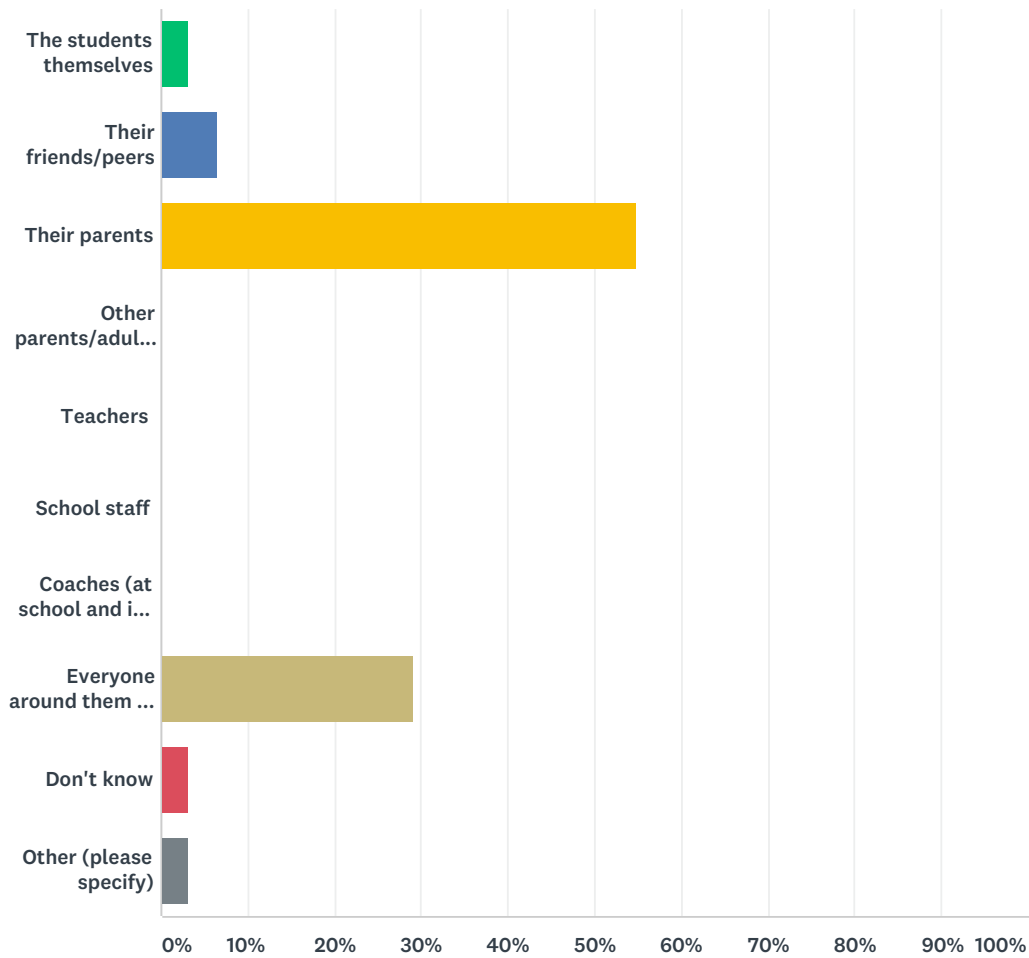
Answered: 52 Skipped: 0



ANSWER CHOICES	RESPONSES	
Strongly agree	59.62%	31
Somewhat agree	34.62%	18
Somewhat disagree	1.92%	1
Strongly disagree	0.00%	0
Don't know	3.85%	2
TOTAL		52

Q4 Where does the greatest amount of pressure come from? (Choose only one source.)

Answered: 31 Skipped: 21

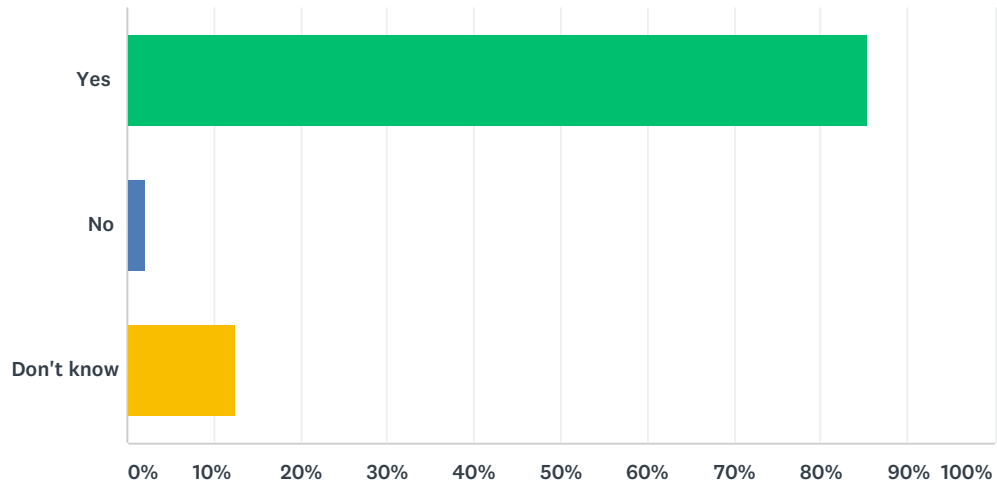


ANSWER CHOICES	RESPONSES	
The students themselves	3.23%	1
Their friends/peers	6.45%	2
Their parents	54.84%	17
Other parents/adults close to them	0.00%	0
Teachers	0.00%	0
School staff	0.00%	0
Coaches (at school and in clubs associations)	0.00%	0
Everyone around them -- school, home, friends and community	29.03%	9
Don't know	3.23%	1
Other (please specify)	3.23%	1

Total Respondents: 31

Q7 Would you recommend Chippewa Middle School to families?

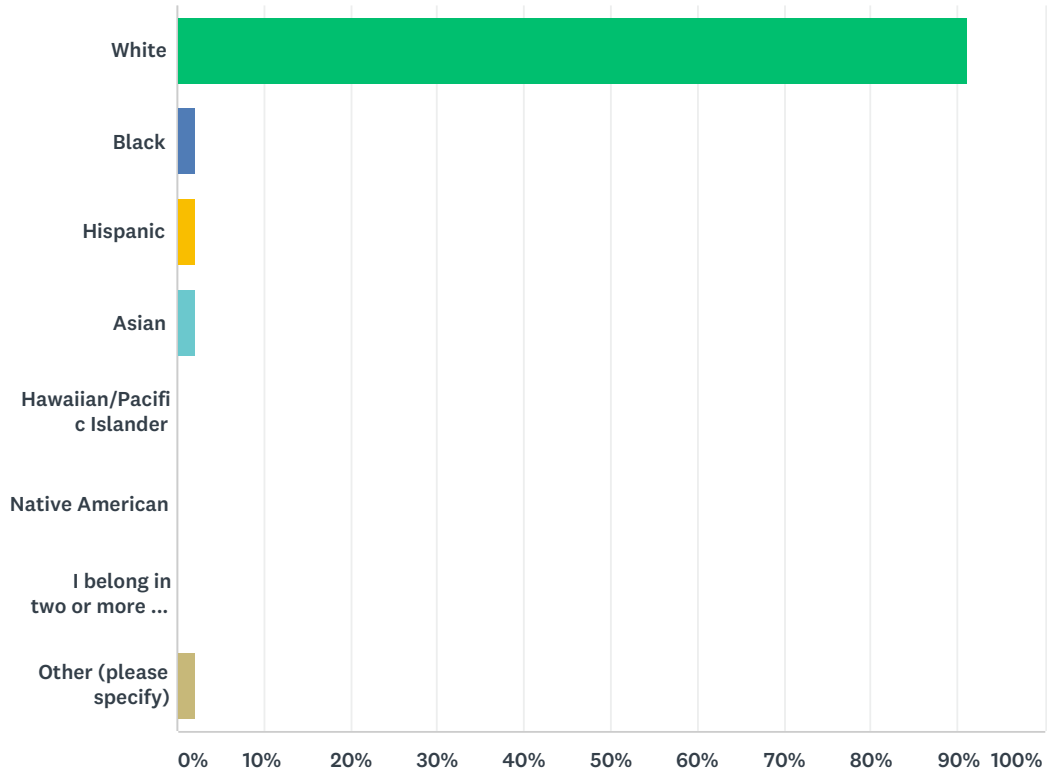
Answered: 48 Skipped: 4



ANSWER CHOICES	RESPONSES	
Yes	85.42%	41
No	2.08%	1
Don't know	12.50%	6
TOTAL		48

Q12 The following best describes me.

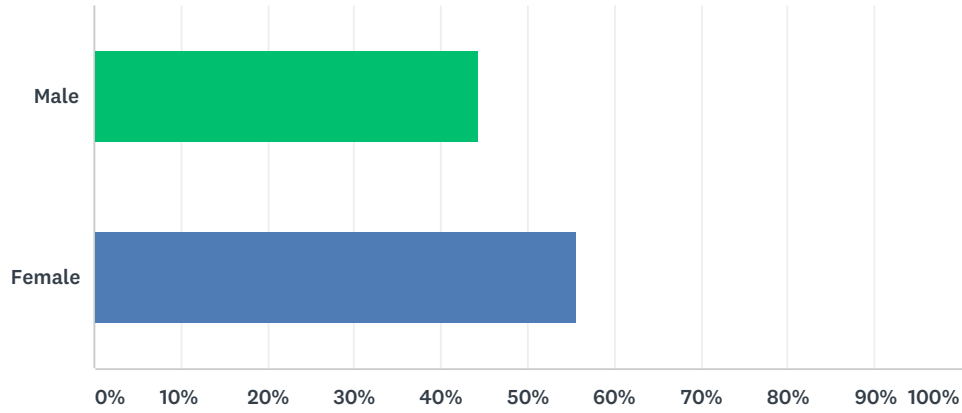
Answered: 46 Skipped: 6



ANSWER CHOICES	RESPONSES	
White	91.30%	42
Black	2.17%	1
Hispanic	2.17%	1
Asian	2.17%	1
Hawaiian/Pacific Islander	0.00%	0
Native American	0.00%	0
I belong in two or more of the categories provided	0.00%	0
Other (please specify)	2.17%	1
TOTAL		46

Q13 Select . . .

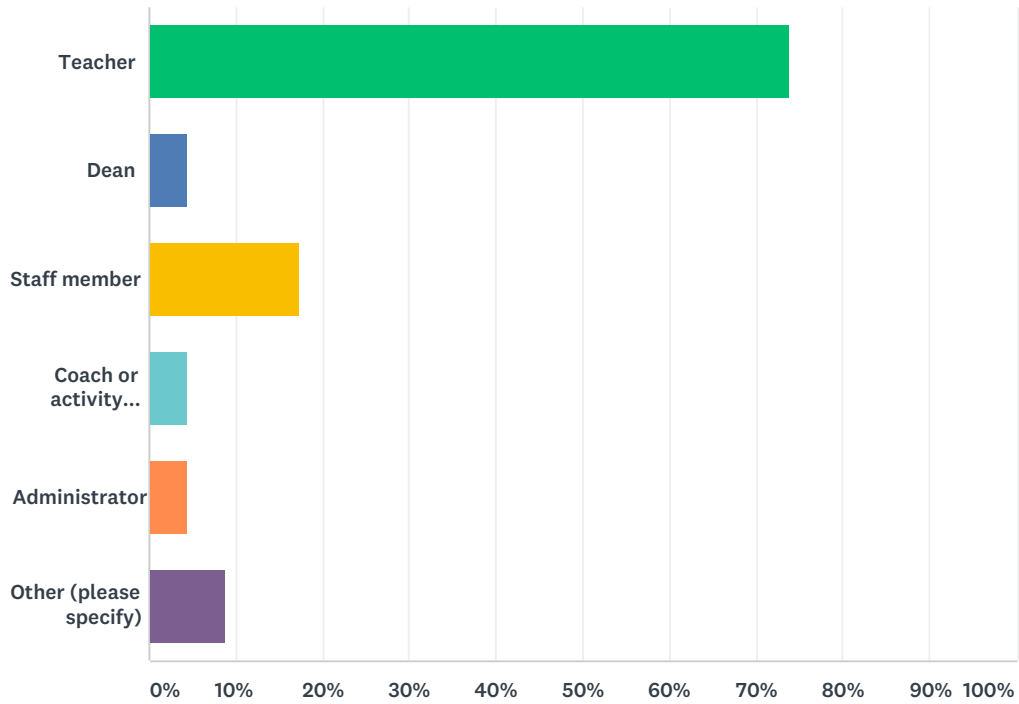
Answered: 45 Skipped: 7



ANSWER CHOICES	RESPONSES	
Male	44.44%	20
Female	55.56%	25
TOTAL		45

Q14 I am a . . . (check all that apply)

Answered: 46 Skipped: 6



Teacher	73.91%	34
Dean	4.35%	2
Staff member	17.39%	8
Coach or activity advisor	4.35%	2
Administrator	4.35%	2
Other (please specify)	8.70%	4
Total Respondents: 46		