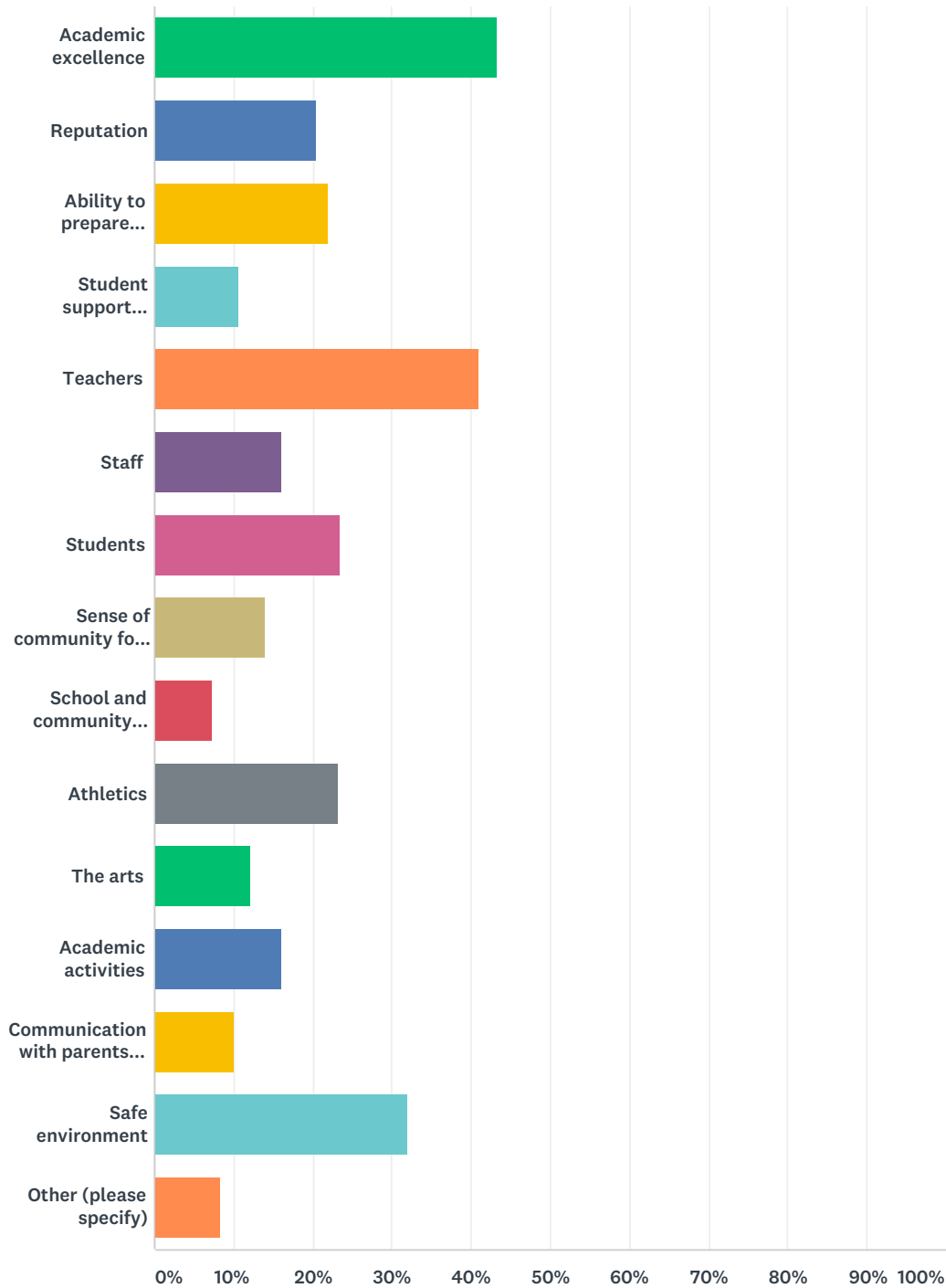


Q1 Chippewa Middle School's greatest assets are: (Please check top three only):

Answered: 1,076 Skipped: 0



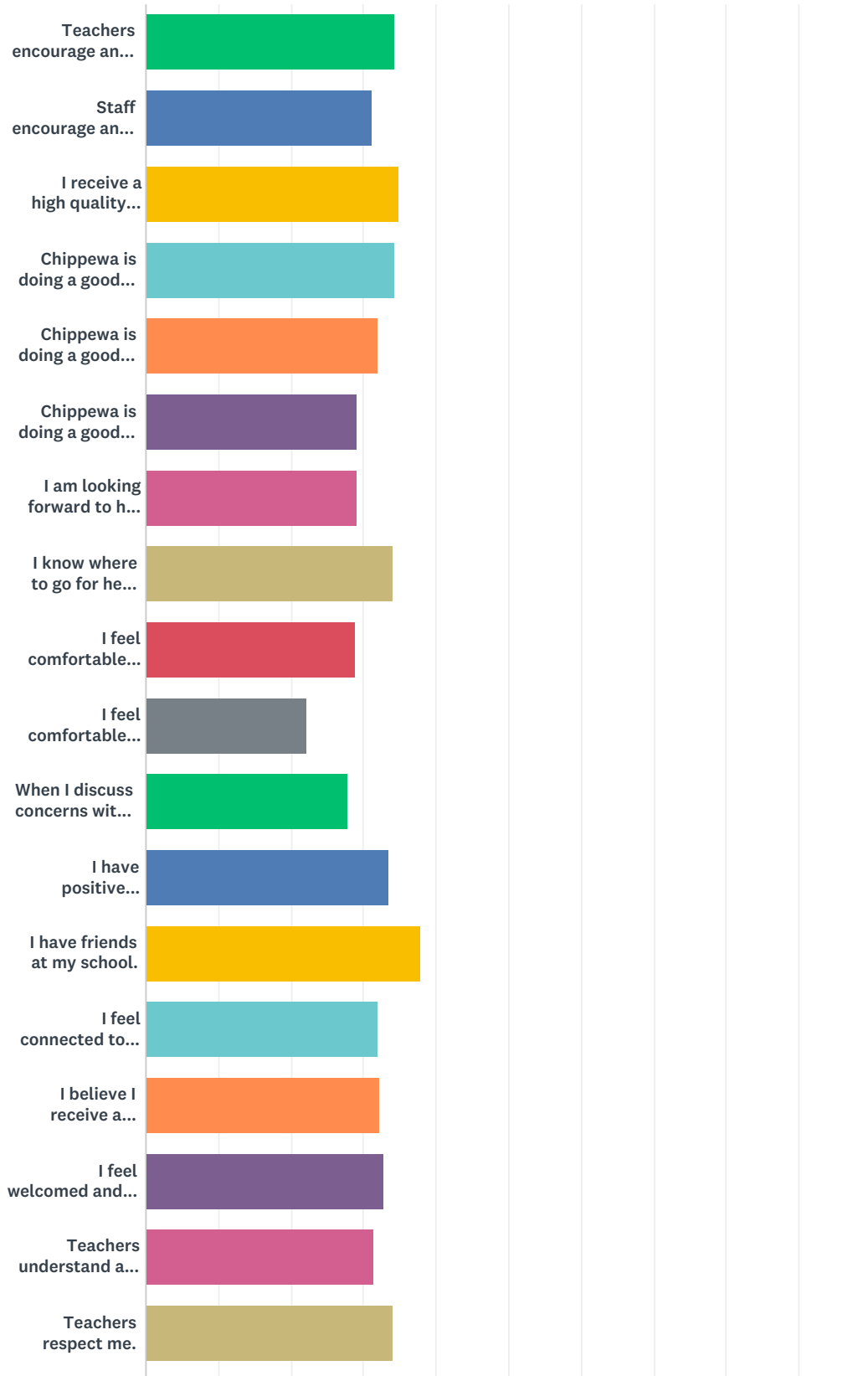
ANSWER CHOICES	RESPONSES
Academic excellence	43.40% 467
Reputation	20.45% 220

Chippewa Middle School student experience -- Student survey

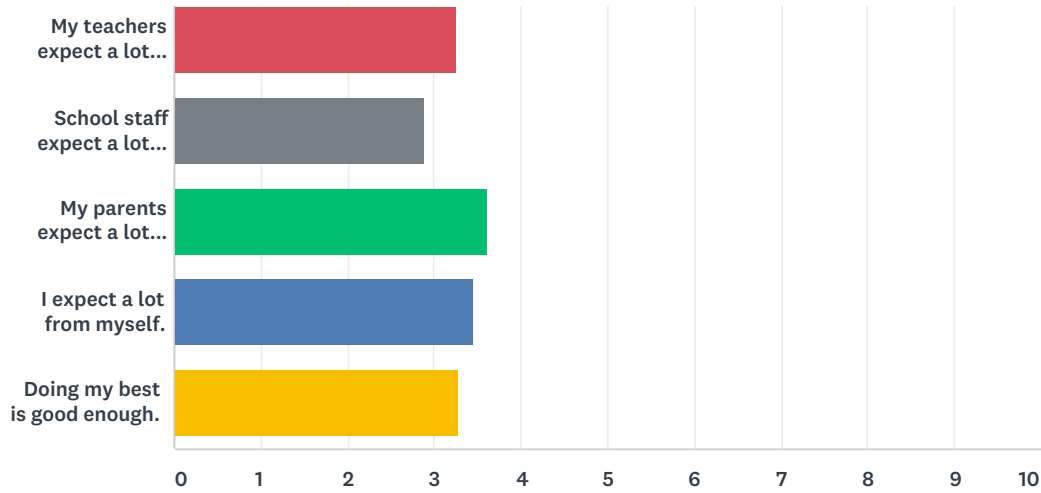
Ability to prepare students for high school	21.93%	236
Student support services	10.69%	115
Teachers	40.99%	441
Staff	16.08%	173
Students	23.51%	253
Sense of community for students	13.94%	150
School and community service opportunities	7.25%	78
Athletics	23.23%	250
The arts	12.17%	131
Academic activities	16.17%	174
Communication with parents and families	9.94%	107
Safe environment	31.97%	344
Other (please specify)	8.27%	89
Total Respondents: 1,076		

Q2 How much do you agree or disagree with the following statements about Chippewa Middle School?

Answered: 1,076 Skipped: 0



Chippewa Middle School student experience -- Student survey



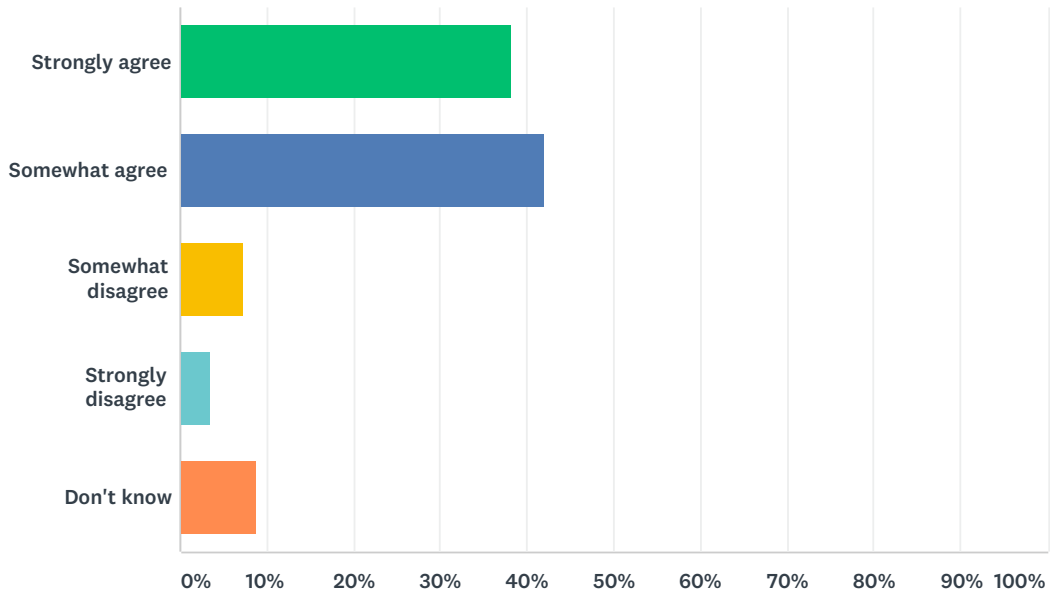
	STRONGLY AGREE	SOMEWHAT AGREE	SOMEWHAT DISAGREE	STRONGLY DISAGREE	DON'T KNOW	TOTAL	WEIGHTED AVERAGE
Teachers encourage and support me.	53.62% 577	39.13% 421	4.65% 50	1.39% 15	1.21% 13	1,076	3.43
Staff encourage and support me.	41.73% 449	41.73% 449	8.18% 88	2.14% 23	6.23% 67	1,076	3.11
I receive a high quality education here.	63.01% 678	29.37% 316	3.90% 42	1.30% 14	2.42% 26	1,076	3.49
Chippewa is doing a good job of preparing me to be successful here in middle school.	59.20% 637	31.78% 342	4.83% 52	1.77% 19	2.42% 26	1,076	3.44
Chippewa is doing a good job of preparing me to be successful in high school.	50.09% 539	34.01% 366	7.62% 82	1.86% 20	6.41% 69	1,076	3.20
Chippewa is doing a good job of preparing me to be successful after high school.	36.71% 395	38.75% 417	12.36% 133	3.62% 39	8.55% 92	1,076	2.91
I am looking forward to high school.	39.13% 421	34.01% 366	11.99% 129	7.81% 84	7.06% 76	1,076	2.90
I know where to go for help at school when I need it.	59.85% 644	28.25% 304	6.51% 70	2.97% 32	2.42% 26	1,076	3.40
I feel comfortable discussing my academic challenges with teachers.	34.01% 366	39.13% 421	14.13% 152	7.34% 79	5.39% 58	1,076	2.89
I feel comfortable discussing my emotional challenges with teachers and other school staff.	15.43% 166	30.95% 333	22.86% 246	21.56% 232	9.20% 99	1,076	2.22
When I discuss concerns with my teachers, I am satisfied with how they respond.	29.74% 320	42.75% 460	13.10% 141	4.46% 48	9.94% 107	1,076	2.78
I have positive connections with teachers.	53.81% 579	35.32% 380	5.11% 55	2.60% 28	3.16% 34	1,076	3.34
I have friends at my school.	85.78% 923	10.41% 112	1.77% 19	1.21% 13	0.84% 9	1,076	3.79
I feel connected to my school.	48.51% 522	35.13% 378	8.46% 91	3.72% 40	4.18% 45	1,076	3.20

Chippewa Middle School student experience -- Student survey

I believe I receive a stronger education here than I would at other local schools.	57.71% 621	26.30% 283	5.11% 55	2.32% 25	8.55% 92	1,076	3.22
I feel welcomed and accepted for who I am at school.	52.88% 569	31.32% 337	9.57% 103	3.16% 34	3.07% 33	1,076	3.28
Teachers understand and respect the values that are important to my family.	52.23% 562	30.02% 323	5.86% 63	3.35% 36	8.55% 92	1,076	3.14
Teachers respect me.	59.57% 641	29.74% 320	5.48% 59	1.86% 20	3.35% 36	1,076	3.40
My teachers expect a lot from me.	53.44% 575	34.01% 366	4.93% 53	1.58% 17	6.04% 65	1,076	3.27
School staff expect a lot from me.	39.78% 428	36.90% 397	8.18% 88	3.07% 33	12.08% 130	1,076	2.89
My parents expect a lot from me.	72.30% 778	22.49% 242	2.51% 27	0.74% 8	1.95% 21	1,076	3.62
I expect a lot from myself.	65.43% 704	23.61% 254	4.93% 53	2.79% 30	3.25% 35	1,076	3.45
Doing my best is good enough.	57.62% 620	25.74% 277	7.99% 86	4.65% 50	4.00% 43	1,076	3.28

Q3 Do you feel a lot of pressure to succeed?

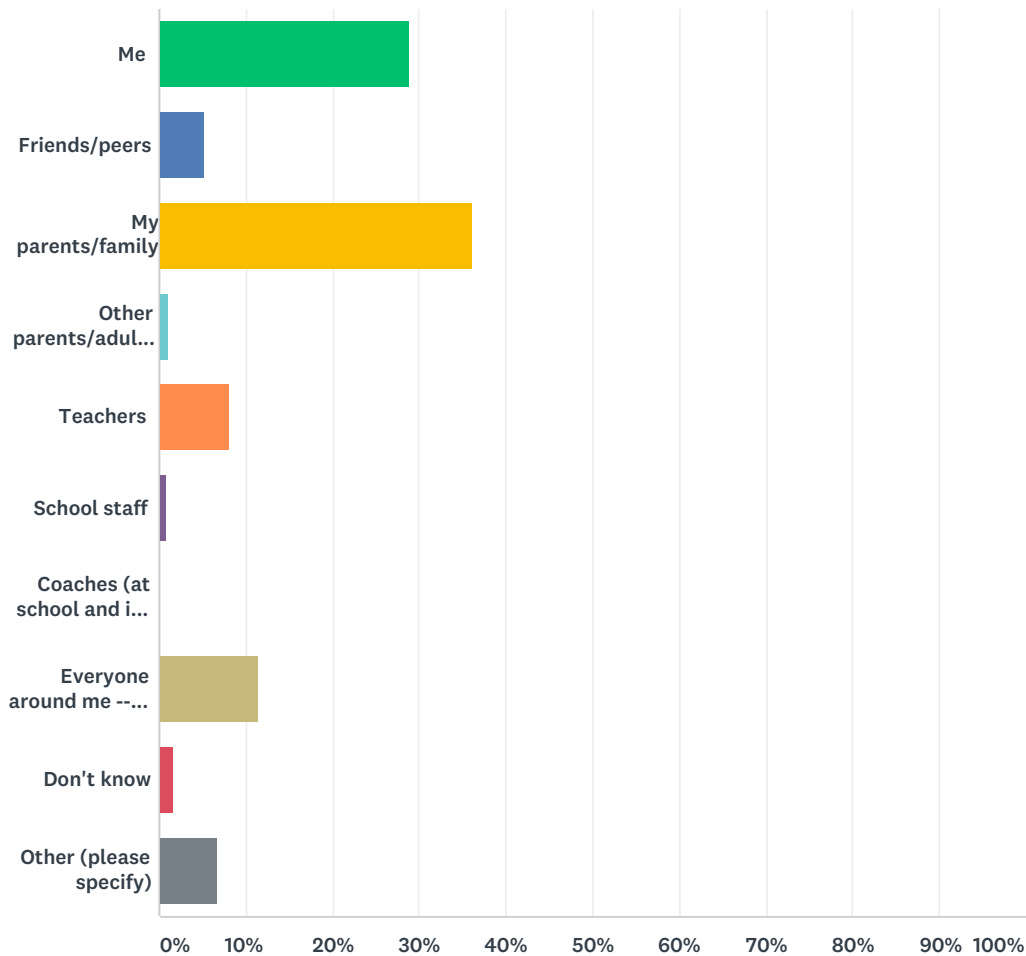
Answered: 1,076 Skipped: 0



ANSWER CHOICES	RESPONSES	
Strongly agree	38.29%	412
Somewhat agree	42.10%	453
Somewhat disagree	7.25%	78
Strongly disagree	3.53%	38
Don't know	8.83%	95
TOTAL		1,076

Q4 Where does the greatest amount of pressure come from? (Choose only one source.)

Answered: 408 Skipped: 668

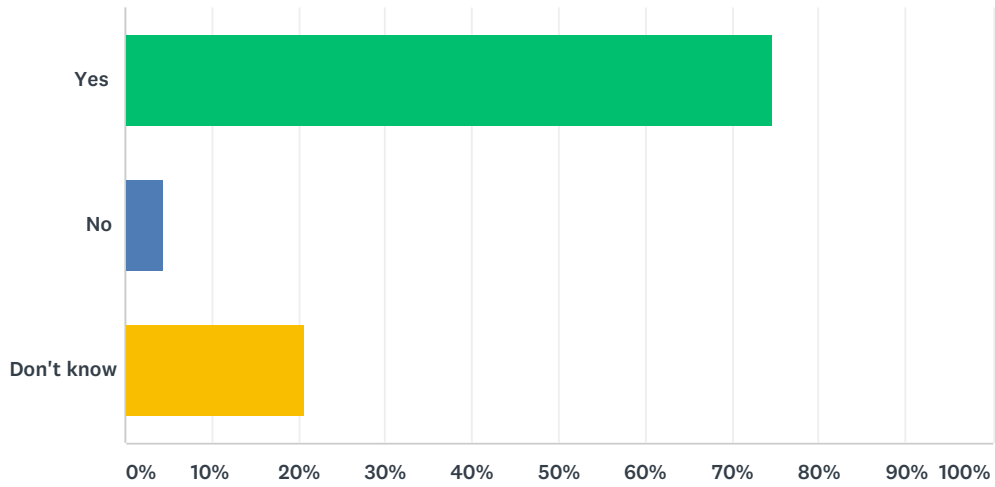


ANSWER CHOICES	RESPONSES	
Me	28.92%	118
Friends/peers	5.15%	21
My parents/family	36.27%	148
Other parents/adult close to my family	0.98%	4
Teachers	8.09%	33
School staff	0.74%	3
Coaches (at school and in clubs associations)	0.00%	0
Everyone around me -- school, home, friends and community	11.52%	47
Don't know	1.72%	7
Other (please specify)	6.62%	27

Total Respondents: 408

Q7 Would you recommend Chippewa Middle School to other students?

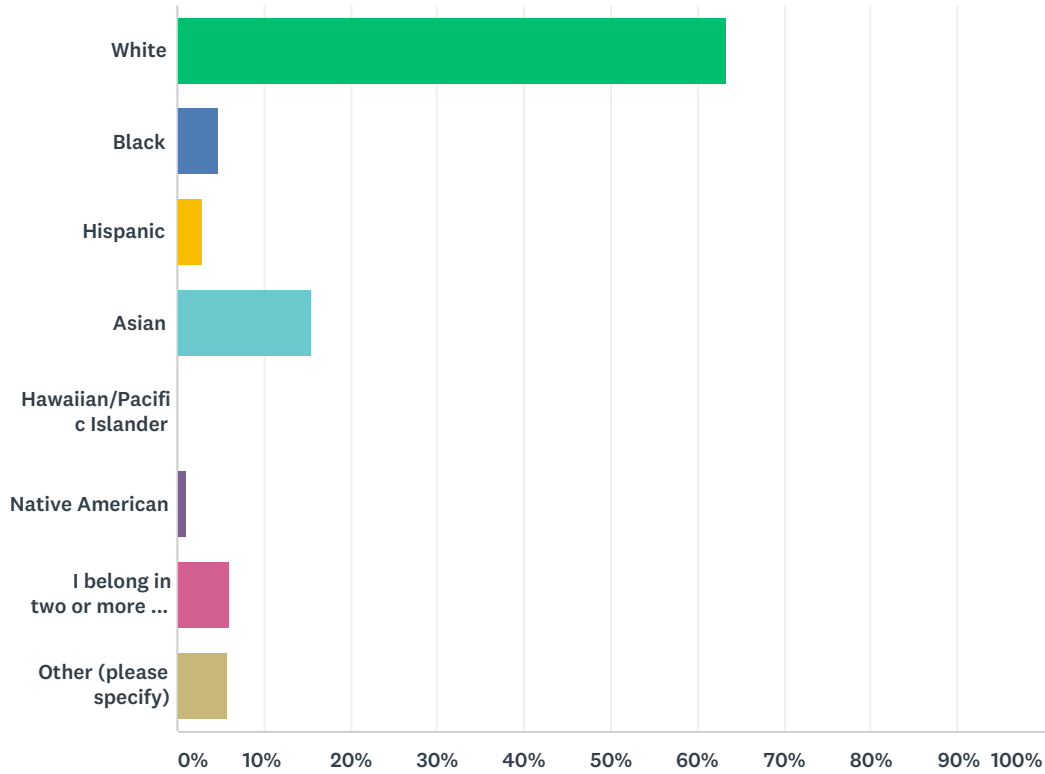
Answered: 1,053 Skipped: 23



ANSWER CHOICES	RESPONSES	
Yes	74.74%	787
No	4.46%	47
Don't know	20.80%	219
TOTAL		1,053

Q10 The following best describes me.

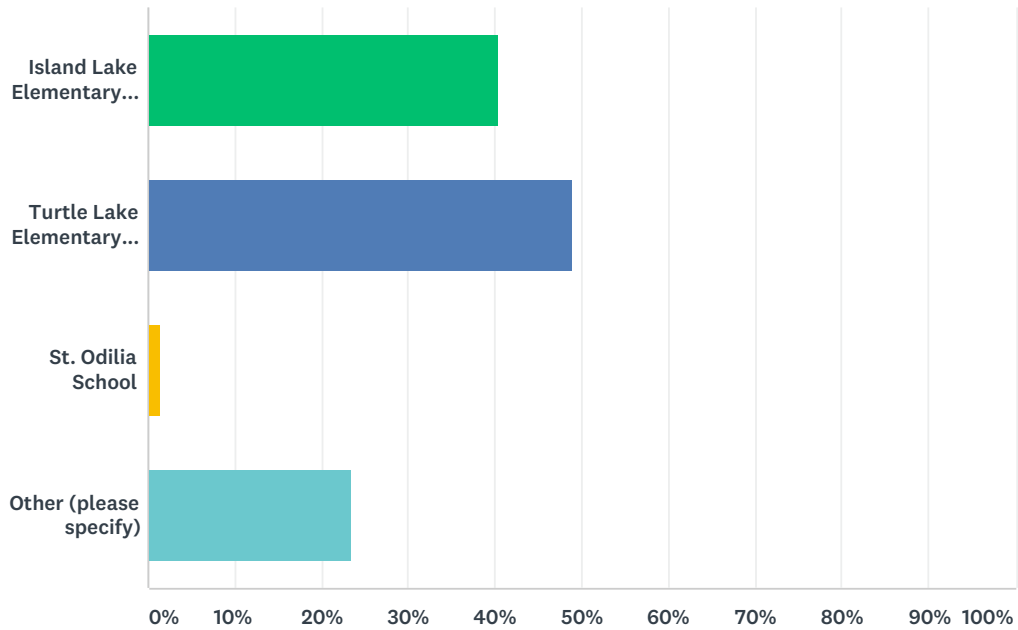
Answered: 1,038 Skipped: 38



ANSWER CHOICES	RESPONSES	
White	63.49%	659
Black	4.82%	50
Hispanic	2.89%	30
Asian	15.51%	161
Hawaiian/Pacific Islander	0.29%	3
Native American	1.06%	11
I belong in two or more of the categories provided	6.07%	63
Other (please specify)	5.88%	61
TOTAL		1,038

Q11 Select previous elementary schools attended. Check all that apply.

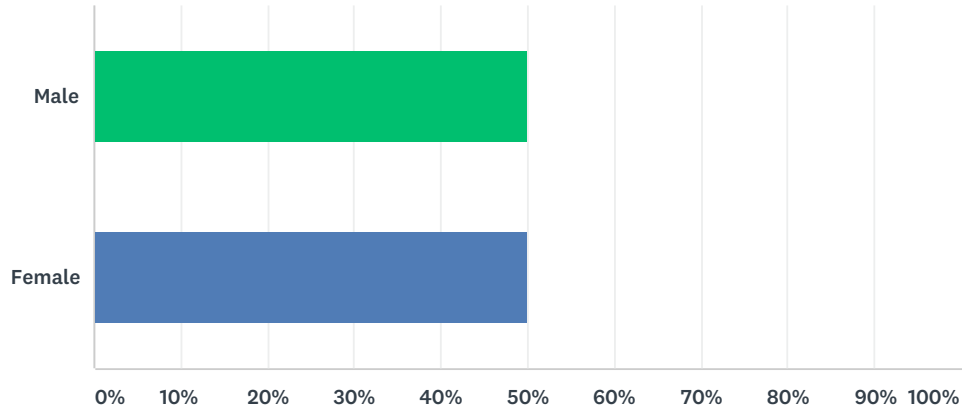
Answered: 1,038 Skipped: 38



ANSWER CHOICES	RESPONSES
Island Lake Elementary School	40.37% 419
Turtle Lake Elementary School	48.94% 508
St. Odilia School	1.54% 16
Other (please specify)	23.41% 243
Total Respondents: 1,038	

Q12 Select . . .

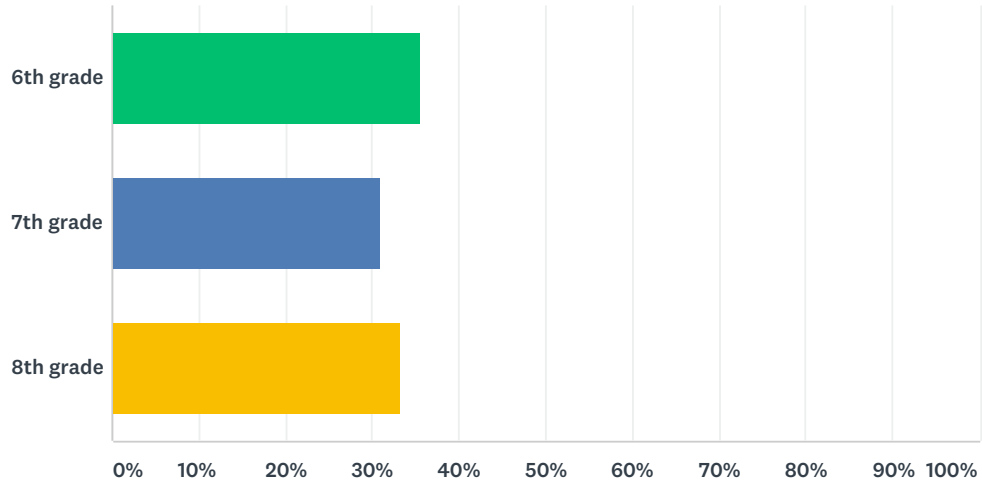
Answered: 1,030 Skipped: 46



ANSWER CHOICES	RESPONSES	
Male	49.90%	514
Female	50.10%	516
TOTAL		1,030

Q13 Select current grade.

Answered: 1,038 Skipped: 38



ANSWER CHOICES	RESPONSES	
6th grade	35.65%	370
7th grade	31.02%	322
8th grade	33.33%	346
TOTAL		1,038